




Waxahachie Fire-Rescue

Annual Report

Fiscal Year 2017-18

TABLE OF CONTENTS

Introduction.....	2
Mission, Vision and Value Statements.....	3
2017-18 Highlights.....	4-13
Organizational Chart.....	14
Authorized Personnel.....	15
Budget Information.....	16
Fire Administration.....	17
Fire Station # 1.....	18-19
Fire Station # 2.....	20-21
Fire Station # 3.....	22-23
Operations Division Statistics.....	24-31
Training Division Statistics.....	32-35
Prevention Division Statistics.....	36-39
Fire Department Projects.....	40
Community Involvement.....	41-51



INTRODUCTION

The American fire service is built upon tradition, respect, honor, and dedication to the service of others. Waxahachie Fire-Rescue has enjoyed a rich history of serving the citizens, visitors, and businesses of the City of Waxahachie since 1883. The reputation of this department is one of excellence and professionalism.

With the support of the citizens and businesses of Waxahachie, Mayor, City Council, our City Manager and his staff, as well as the other City departments and supporting governmental agencies, we continue to be an exemplary organization that prides itself on being proactive, efficient, and exceptionally effective in our delivery of services.

While we are blessed to be supplied with the very best equipment and training available, nothing can take the place of our most important asset- the men and women of this Department who dedicate their lives to serving others. And so, with this in mind, I would like to take this opportunity to thank our members for the exceptional service they provide on a daily basis as well as to their family members for sharing them with this Department and the City of Waxahachie.

In a team effort, we are committed to provide the best possible proactive approach to fire and life safety, prevention and education. We will pursue excellence in every aspect of our mission. Our goal is to continue to work together to make our city a safe and productive environment for all concerned. In doing so, every citizen can be ensured that our mission will be accomplished in a fashion which reflects this Department's dedication to outstanding customer and community service.

It is our honor and privilege to serve the 37,500 citizens of the City of Waxahachie with an ISO Class 2/10 fire department. While we strive for increased knowledge and capabilities, we must also ensure that we document our past activities and accomplishments. As such, we are proud to hereby present the 2017-18 Annual Report for Waxahachie Fire-Rescue.

Ricky Boyd, Fire Chief
Waxahachie Fire-Rescue

MISSION STATEMENT

To protect life and property from fire through strong prevention, public education, code enforcement and suppression programs and to establish the best rescue and pre-hospital care plan possible.

VISION STATEMENT

We envision a city where citizens can live comfortably knowing their lives and property are protected by a department staffed with proficient, caring, dedicated people and where all citizens are educated about fire prevention and other public safety concerns.

VALUE STATEMENTS

Positive Attitudes- We value a positive attitude toward the City and this department.

Professionalism- We value pride in our department and pride in the quality of work we are privileged to perform. Our conduct, both on and off duty, is a reflection of our professional commitment.

Service Orientation- We value a commitment to service. We recognize a service responsibility to other City departments and to every element of our business and neighborhood community. Our performance must ultimately be judged by the satisfaction of those we serve.

Teamwork- We value teamwork. No one is as effective alone as they are with the cooperative help of others. We encourage all members to work together as equal partners.

Innovation- We value and encourage the challenge of new ideas and technology. Therefore, we encourage resourceful self-motivation.

Performance- We are committed to personal and professional development. We encourage training, education, and skill development on an on-going basis. We are committed to safety and to policies that encourage the mental and physical health of our most valuable asset, our members.

Equal Opportunity- Waxahachie Fire-Rescue is an equal opportunity employer and strongly supports and promotes equal opportunity for every individual.

2017-18 HIGHLIGHTS

- Retirements:
 - On July 26, 2017 Battalion Chief Don Alexander retired after 26 years of dedicated service

- Promotions:
 - On July 29, 2018 David Maeker was promoted to the rank of Battalion Chief
 - On July 29, 2018 Billy Moon was promoted to the rank of Captain
 - On July 29, 2018 Robby Muetzenberg was promoted to the rank of Captain
 - On July 29, 2018 Scott Safford was promoted to the rank of Lieutenant
 - On July 29, 2018 Tony Townley was promoted to the rank of Lieutenant
 - On July 29, 2018 Terry Nava was promoted to the rank of Pump Engineer

- 2017 Firefighter of the Year: Robby Muetzenberg

- New Hires:
 - Zachary Macon joined the WFR on October 22, 2017
 - Patrick Maples joined the WFR on August 19, 2018

- In October 2017, a DJI Phantom 1 drone was donated by a citizen of Waxahachie

- On January 24, 2018 Captain Candon Birdwell and Firefighter Chris Wilkes received a Letter of Commendation

- On January 26, 2018, a 2018 Chevy Tahoe went into service as 804

- In April 2018, the reflective hydrant marker installation began

- On September 4, 2018, a 2018 Pierce Dash PUC Engine went into service as Engine 1

- Responded to 4,508 calls for emergency service

2017 Firefighter of the Year



247 Bent Creek Fire November 8, 2017



208 Rosa Fire December 24, 2017



John Rodgers 20 Year Recognition January 11, 2018



Letter of Commendation January 24, 2018



Navarro County Dive Recovery June 13, 2018



Midlothian Mutual Aid Grass Fire June 22, 2018



908 Wyatt Fire June 29, 2018



135 Lakeshore Fire August 12, 2018



Promotional Ceremony August 25, 2018



Engine 1 Pushback Ceremony September 14, 2018




602 Cantrell High Water Evacuations September 22, 2018

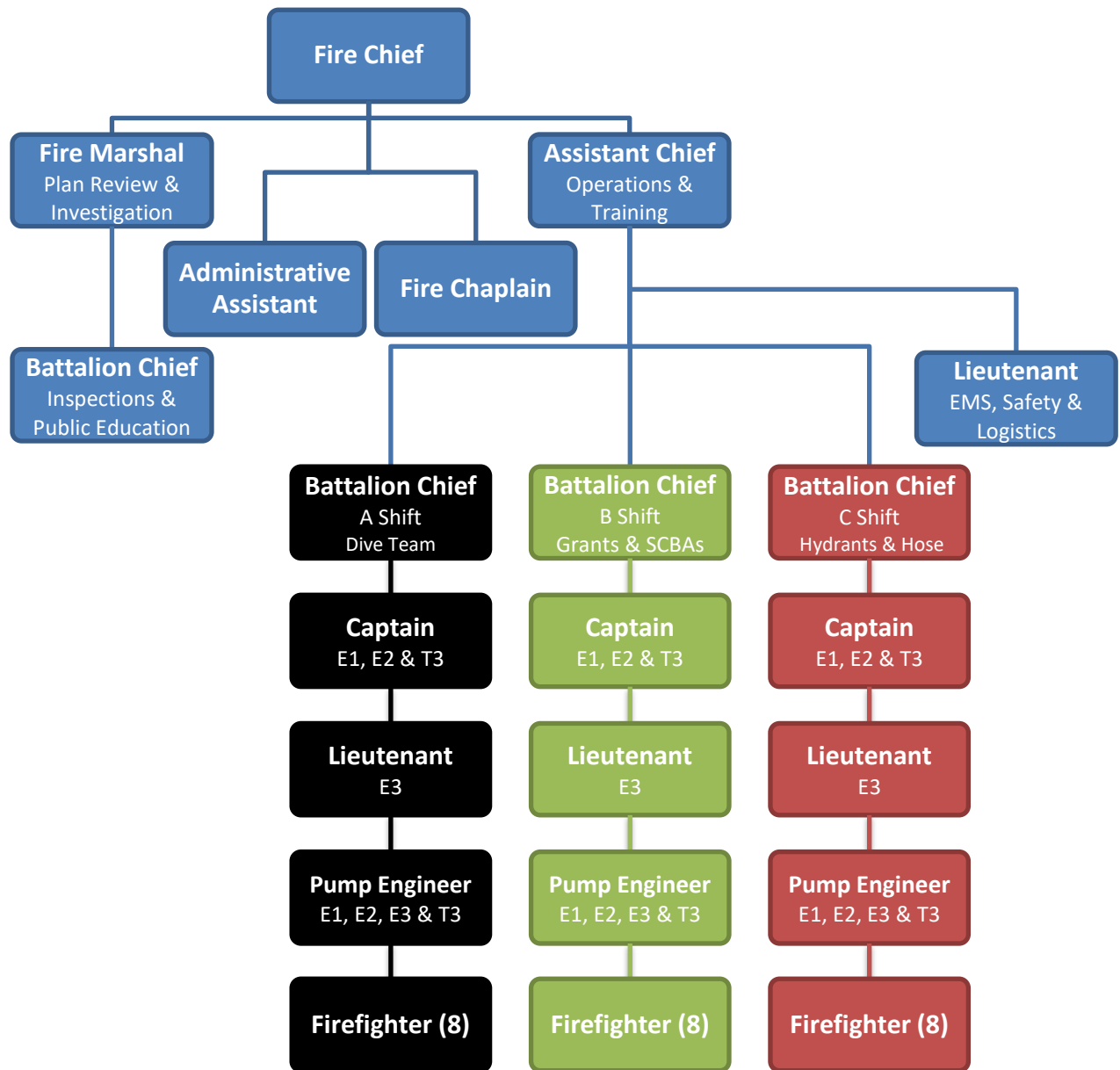


Various Major Accidents



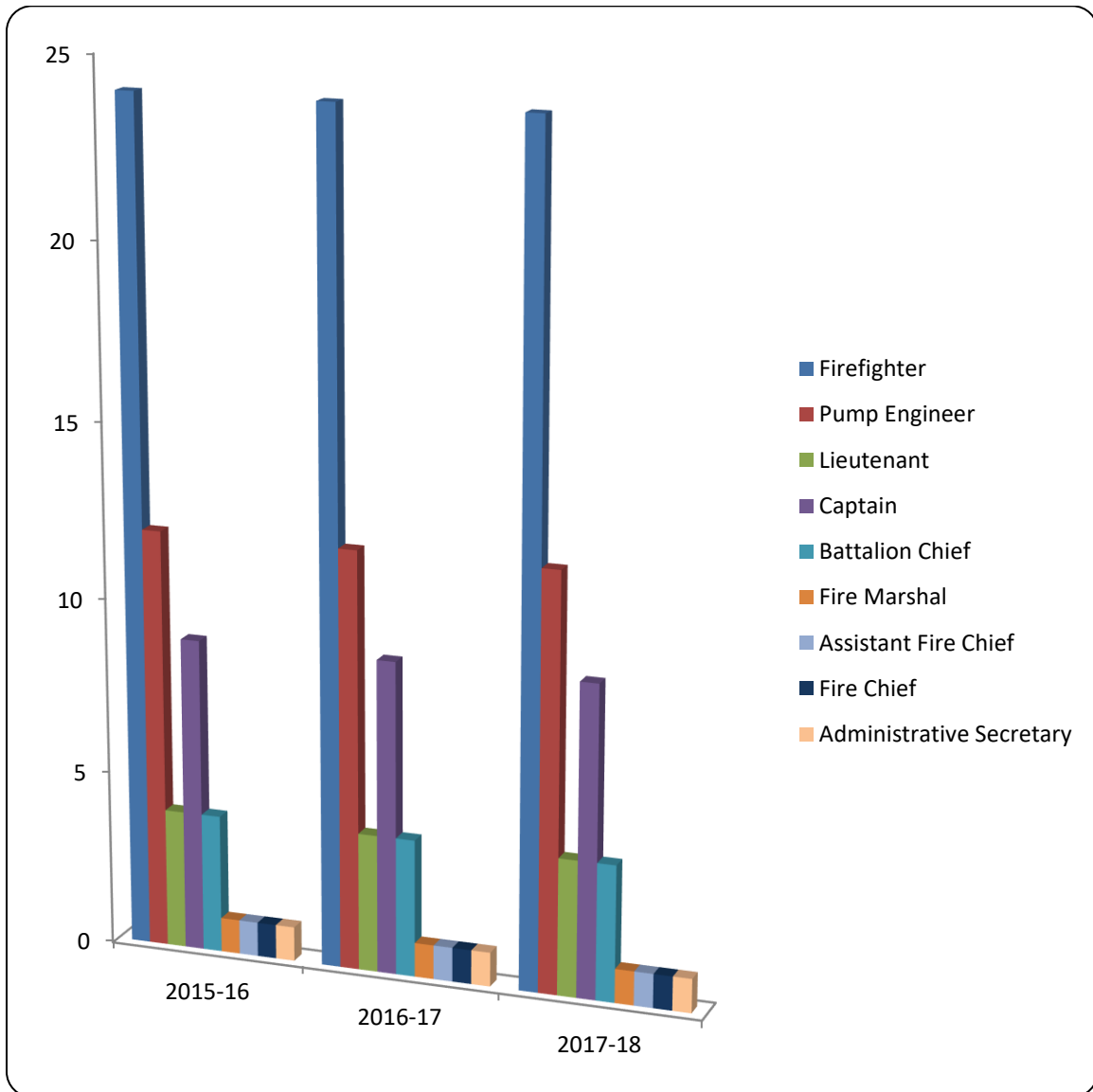


WAXAHACHIE FIRE-RESCUE ORGANIZATIONAL CHART

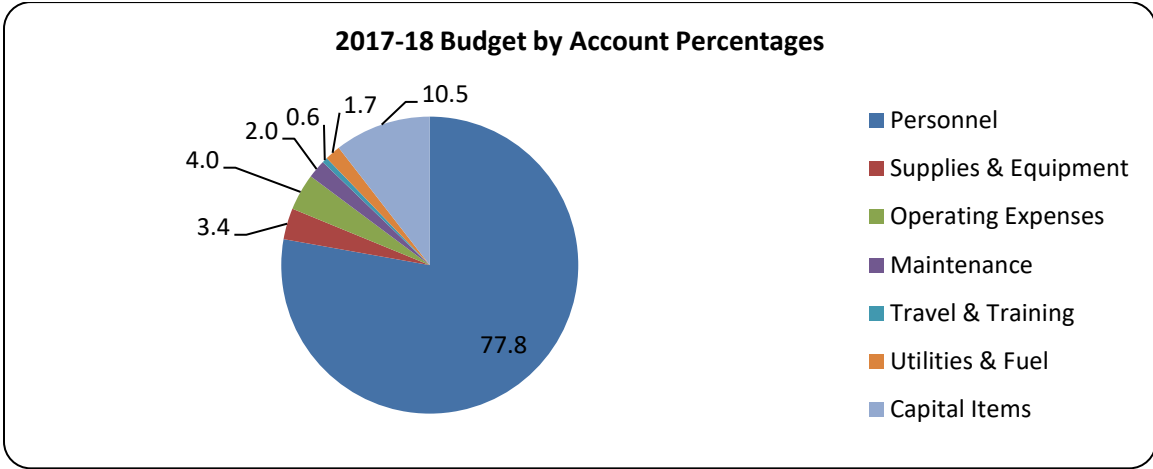


AUTHORIZED PERSONNEL

Position	2015-16	2016-17	2017-18
Fire Chief	1	1	1
Assistant Fire Chief	1	1	1
Fire Marshal	1	1	1
Battalion Chief	4	4	4
Captain	9	9	9
Lieutenant	4	4	4
Pump Engineer	12	12	12
Firefighter	24	24	24
Administrative Secretary	1	1	1
Total	57	57	57

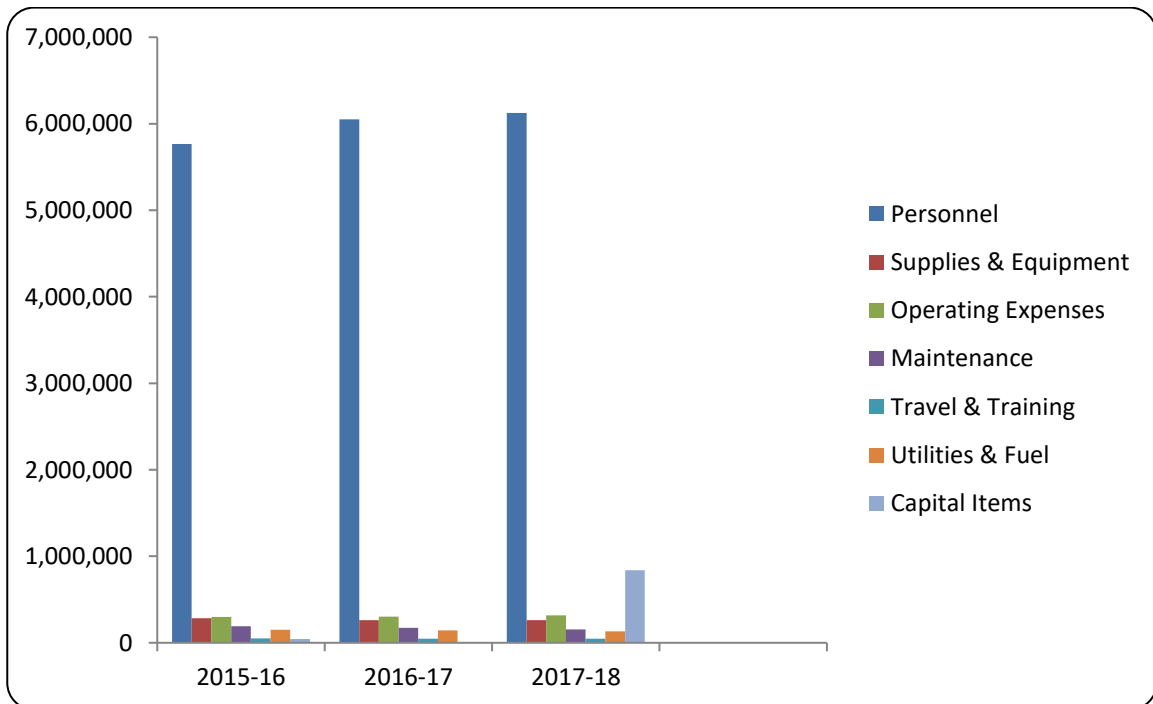


BUDGET INFORMATION



3 Year Comparison of the WFR Budget by Account Type

Budget Category	2015-16		2016-17		2017-18	
	Dollars	%	Dollars	%	Dollars	%
Personnel	5,764,920	84.9	6,050,220	86.7	6,124,940	77.8
Supplies & Equipment	285,250	4.2	261,000	3.7	263,500	3.4
Operating Expenses	298,375	4.4	303,180	4.3	316,291	4.0
Maintenance	193,000	2.9	173,000	2.5	155,500	2.0
Travel & Training	49,500	0.7	48,000	0.7	47,250	0.6
Utilities & Fuel	152,400	2.2	143,430	2.1	132,000	1.7
Capital Items	45,000	0.7	0	0.0	837,700	10.5
Total	6,788,445		6,978,830		7,877,181	



FIRE ADMINISTRATION



Address

407 Water Street

Year Opened

1985

Apparatus Assigned

800: 2015 Chevy Tahoe

801: 2017 Chevy Tahoe

802: 2012 Chevy Tahoe

803: 2014 Chevy Tahoe

804: 2018 Chevy Tahoe

805: 2010 Ford Explorer

Personnel Assigned

Ricky Boyd, Fire Chief

Dennis Crecelius, Fire Marshal

Randall Potter, Assistant Fire Chief

Gary Myers, Battalion Chief

J Martin, Lieutenant

Heather Behringer, Administrative Assistant

FIRE STATION # 1



Address

408 W. Main Street

Year Opened

1963

Apparatus

Engine 1: 2018 Pierce Dash PUC

XE-1: 2005 Pierce Arrow XT

Booster 1: 2012 Ford F-550

Off-Road 1: 2005 Cub Cadet

Clown Program Trailer

Minimum Staffing

3



Assigned Personnel

Position	A-Shift	B-Shift	C-Shift
Captain	Fuller	Muetzenberg	Dorsey
Engineer	Nava	Koonsman	Donelson
Firefighter	Mehringer	Driskell	Duwe
Firefighter	Hildreth	Aycock	Petersen

FIRE STATION # 2



Address

1601 Cleaver Street

Year Opened

2012

Apparatus

Engine 2: 2011 Pierce Arrow XT
Battalion 1: 2014 Ford F-350
XE-2: 2007 Pierce Arrow XT
XT-2: 1997 Pierce Arrow 105' Quint
Squad 2: 2017 Chevy Silverado 3500
Boat 2: 1995 Rescue 1 Connector Boat
Dive Team Trailer

Minimum Staffing

4



Assigned Personnel

Position	A-Shift	B-Shift	C-Shift
Battalion Chief	Brown	J. Rodgers	Maeker
Captain	Moon	Griffin	Birdwell
Engineer	Eubanks	M. Rodgers	Morrill
Firefighter	Seaberry	Young	Wilkes
Firefighter	Altom	Farmer	Konick

FIRE STATION # 3



Address

200 YMCA Drive

Year Opened

1986

Apparatus

Engine 3: 2017 Pierce Dash PUC Engine
Truck 3: 2014 Pierce 105' Dash CF Aerial
Booster 3: 2007 F-450

Minimum Staffing

6



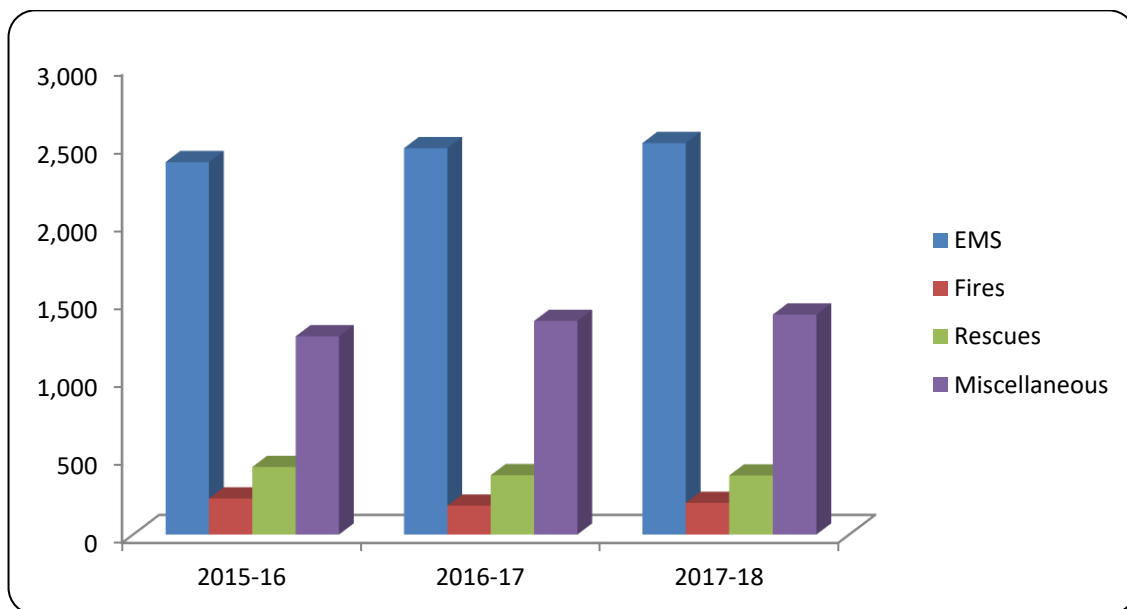
Assigned Personnel

Position	A-Shift	B-Shift	C-Shift
Captain	Banks	Wilson	Anderson
Lieutenant	Vest	Townley	Safford
Engineer	Burnette	Hernandez	Marrs
Engineer	Sodek	Petty	Dawson
Firefighter	Douglas	Wade	Wilemon
Firefighter	Lindsey	Potter	Miller
Firefighter	Lynn	Emerson	Richardson
Firefighter	Maples	Macon	Laws

OPERATIONS DIVISION STATISTICS

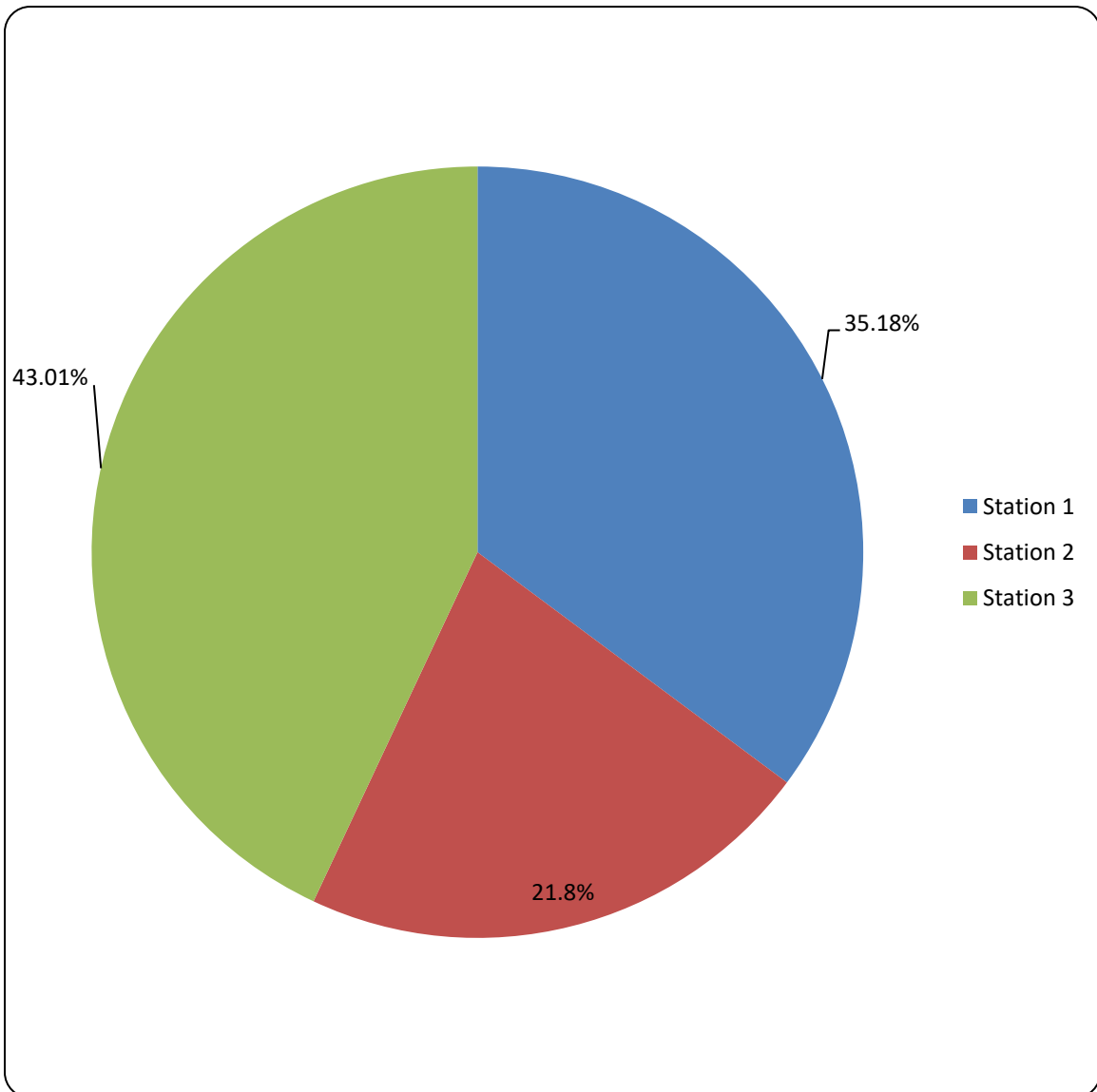
3 Year Comparison of Incidents by Type

Type of Incident	2015-16	2016-17	2017-18
EMS, Med. Trauma Other Than Auto Acc.	341	416	468
EMS, Medical Other Than Trauma	2,048	2,062	2,043
Total EMS	2,389 (55.16%)	2,478 (56.09%)	2,511 (56%)
Fire, Commercial Structure	19	21	17
Fire, Residential Structure	49	34	35
Fire, Institution Structure	2	6	1
Fire, Other Structures	15	7	14
Fire, Motor Vehicle	39	28	33
Fire, Grass & Refuse	70	66	78
Fire, Control Burn	38	24	26
Total Fires	232 (5.32%)	186 (4.21%)	204 (5%)
Rescue, Auto Acc. With Injury	230	214	209
Rescue, Auto Acc. Without Injury	181	143	155
Rescue, Non-Auto Acc. With Injury	7	9	1
Rescue, Non-Auto Acc. Without Injury	17	16	15
Total Rescues	435 (10.04%)	382 (8.65%)	380 (8%)
Misc., Assist the Public	493	593	600
Misc., Assist Other Agencies	82	88	122
Misc., False Call	500	478	481
Misc., Power Lines, Gas Leak	130	134	138
Misc., Other	69	79	72
Not Reported	0	0	0
Total Miscellaneous	1,274 (29.40%)	1,372 (31.05%)	1,413 (31%)
Total All Incidents	4,330	4,418	4,508



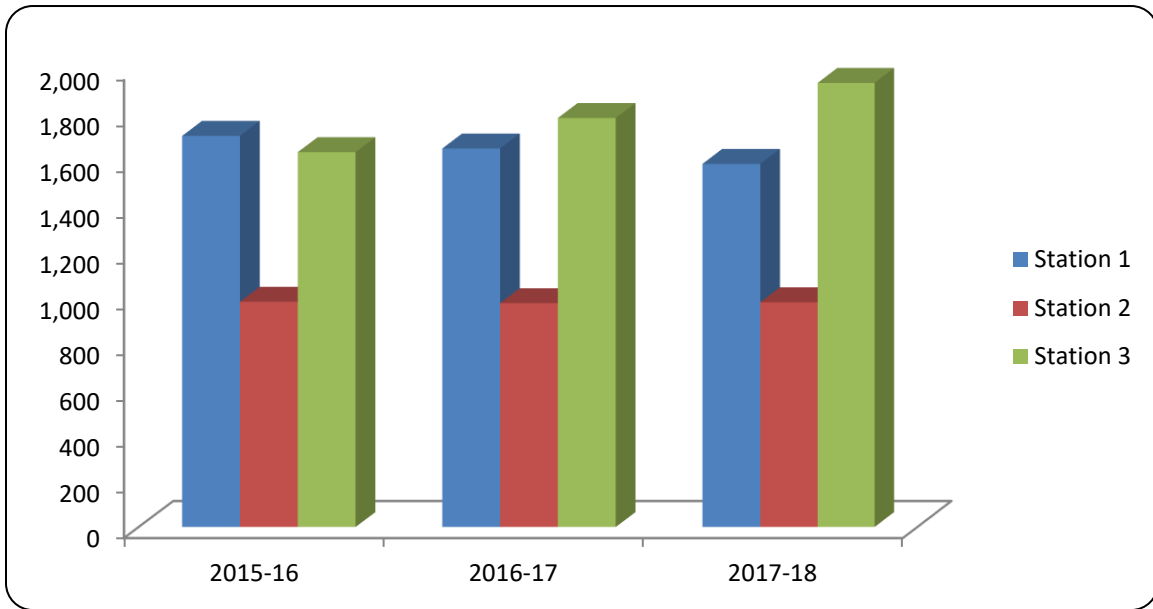
2017-18 Total Incidents by Station and Month

Month	Station 1	Station 2	Station 3	Monthly Total
October	129	76	161	366
November	116	88	158	362
December	145	109	176	430
January	147	119	182	448
February	114	75	180	369
March	138	74	165	377
April	123	71	146	340
May	117	92	155	364
June	142	94	145	381
July	161	63	177	401
August	123	61	138	322
September	131	61	156	348
Station Total	1,586	983	1,939	4,508



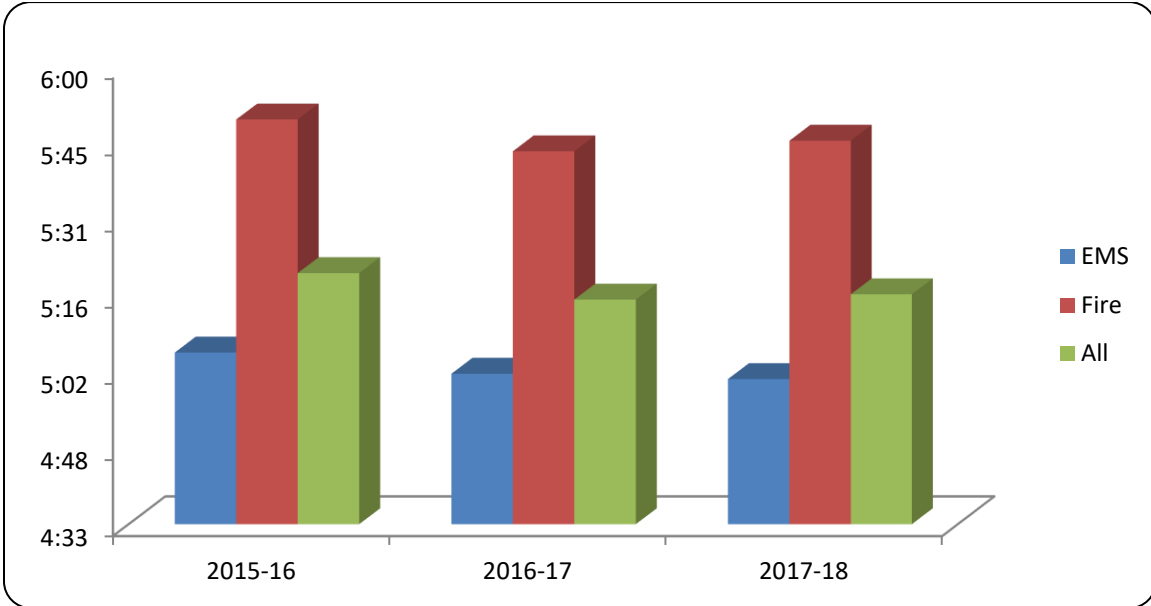
3 Year Comparison of Total Incidents per Station

Station	2015-16	2016-17	2017-18
Station 1	1,708	1,653	1,586
Station 2	985	979	983
Station 3	1,637	1,786	1,939
Total Incidents	4,330	4,418	4,508



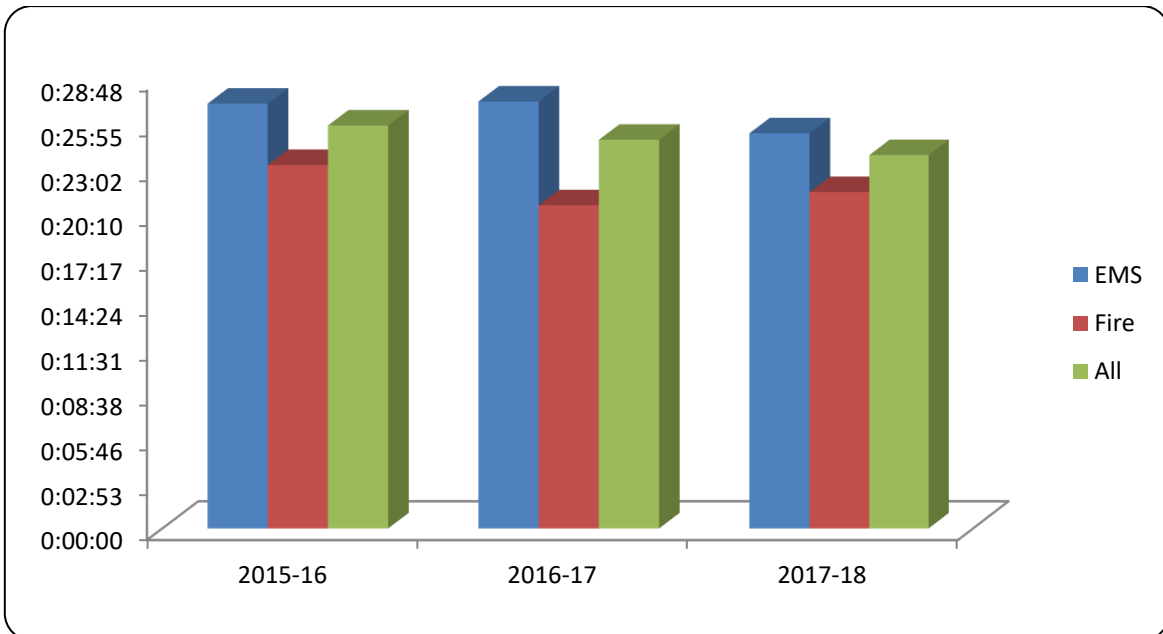
3 Year Comparison of Average Response Times

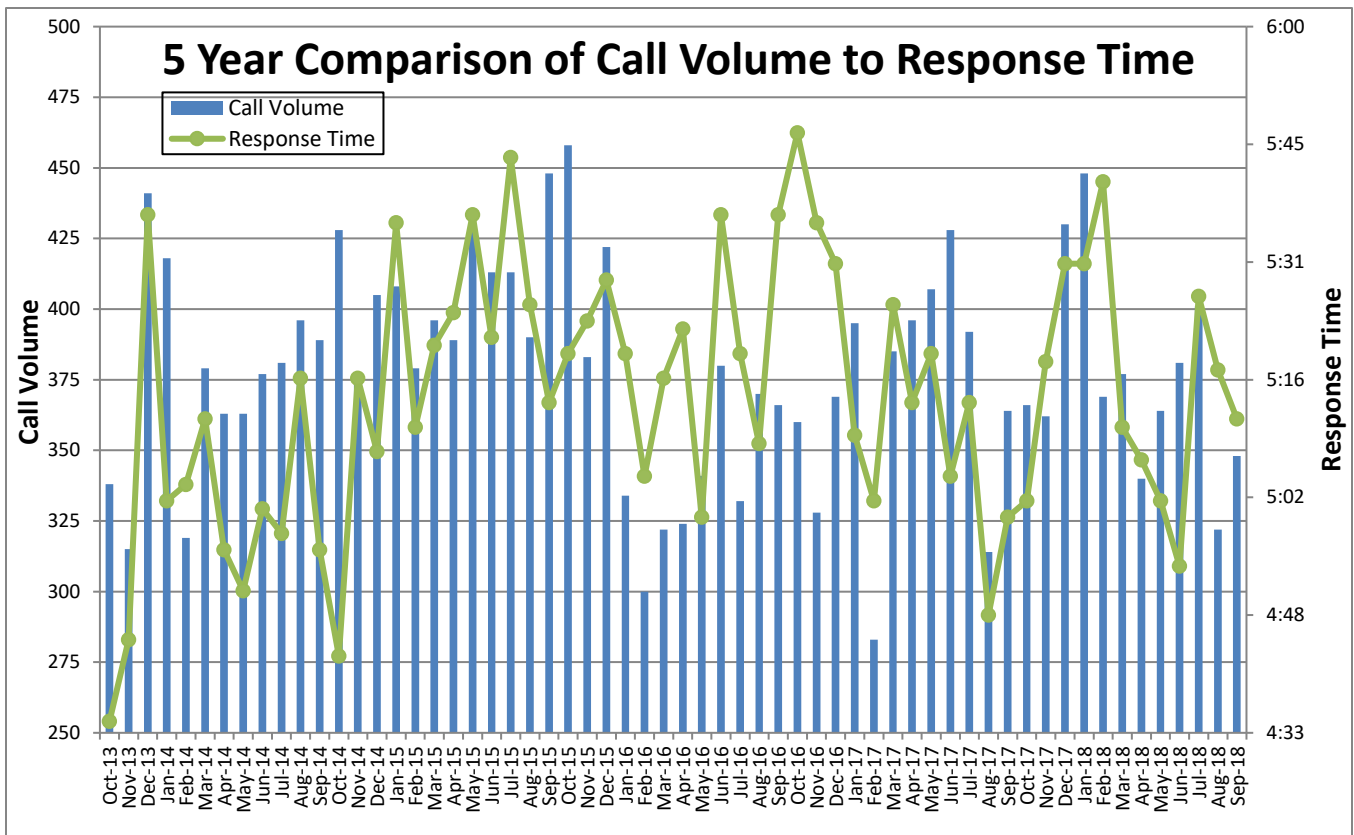
Incident Type	2015-16	2016-17	2017-18
EMS	5:06	5:02	5:01
Fire	5:50	5:44	5:46
All	5:21	5:16	5:17



3 Year Comparison of Average Time on Scene

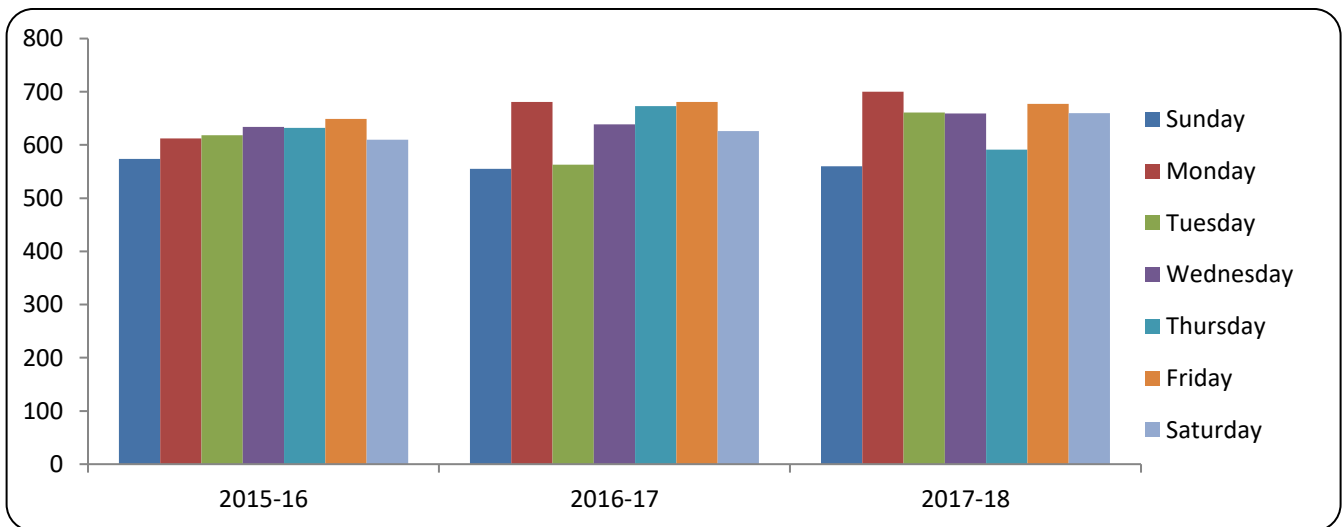
Incident Type	2015-16	2016-17	2017-18
EMS	27:13	27:21	25:19
Fire	23:17	20:42	21:33
All	25:49	24:54	23:55





3 Year Comparison of Total Incidents by Day of the Week

Day	2015-16	2016-17	2017-18
Sunday	574	555	560
Monday	612	681	700
Tuesday	618	563	661
Wednesday	634	639	659
Thursday	632	673	591
Friday	649	681	677
Saturday	610	626	660



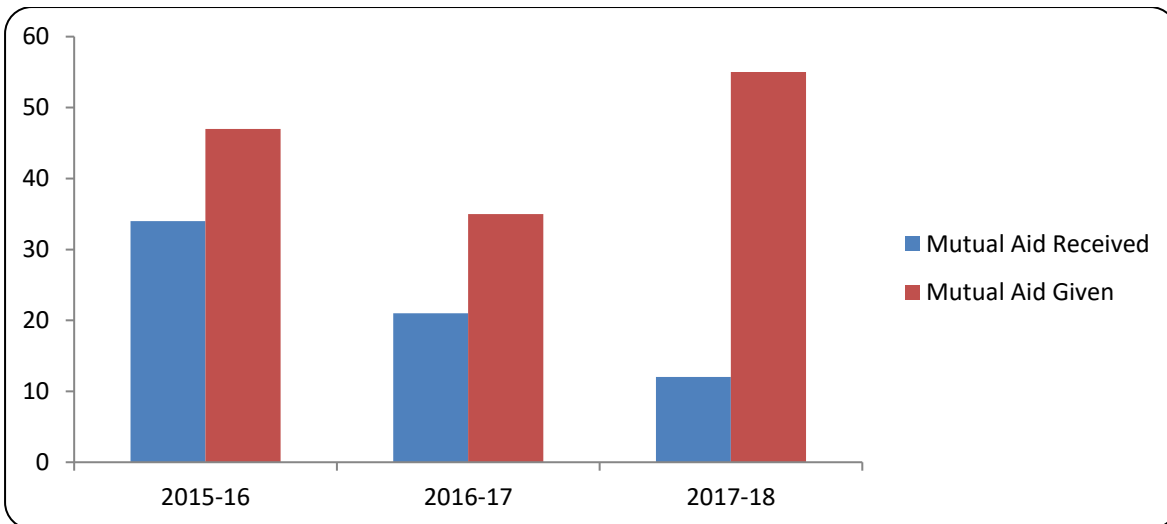
3 Year Comparison of Incidents by Time of Day

Hour	2015-16	2016-17	2017-18
0000-0059	110	104	100
0100-0159	91	86	114
0200-0259	84	83	81
0300-0359	72	91	78
0400-0459	77	77	73
0500-0559	83	118	87
0600-0659	110	105	126
0700-0759	151	148	141
0800-0859	195	185	180
0900-0959	202	208	214
1000-1059	247	246	222
1100-1159	266	258	286
1200-1259	259	243	276
1300-1359	279	261	258
1400-1459	231	262	241
1500-1559	228	257	256
1600-1659	262	263	284
1700-1759	235	273	260
1800-1859	253	227	265
1900-1959	234	237	259
2000-2059	202	217	230
2100-2159	172	173	186
2200-2259	150	174	174
2300-2359	136	125	117



3 Year Comparison of Mutual Aid Received

Entity Giving Aid	2015-16	2016-17	2017-18
American Red Cross	1	1	
Bristol VFD	1		
Cedar Hill Fire Dept.	1		
ECFMO		1	
Ennis Fire Dept.		1	
ESD #6	3		1
Forreston VFD	2	2	
Maypearl VFD	1		
Midlothian Fire Dept.		1	2
Ovilla Fire-Rescue	4	1	
Lancaster Fire Dept.			1
Red Oak Fire-Rescue	10	14	8
Total	34	21	12

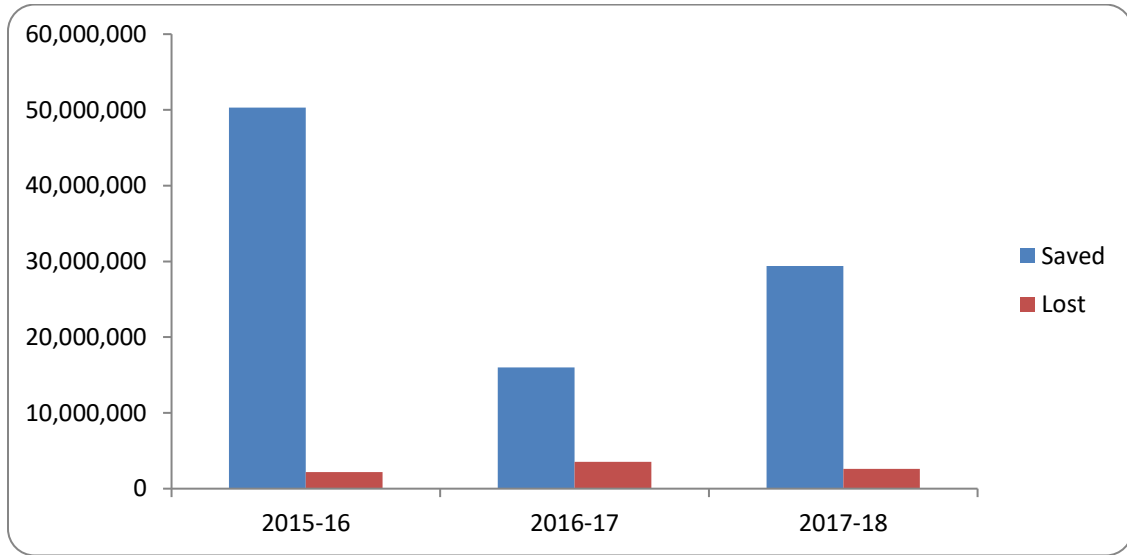


3 Year Comparison of Mutual Aid Given

Entity Receiving Aid	2015-16	2016-17	2017-18
Texas Parks & Wildlife			1
Navarro CSO			1
Ennis Fire Dept.	2	3	3
ESD #6	9	12	14
Forreston VFD	2	1	1
Corsicana Fire Dept.			1
Maypearl VFD	1		1
Midlothian Fire Dept.	11	3	8
Ovilla Fire-Rescue	2	2	1
Palmer		1	
Red Oak Fire-Rescue	17	13	24
Total	47	35	55

3 Year Comparison of Dollar Value Saved vs. Lost

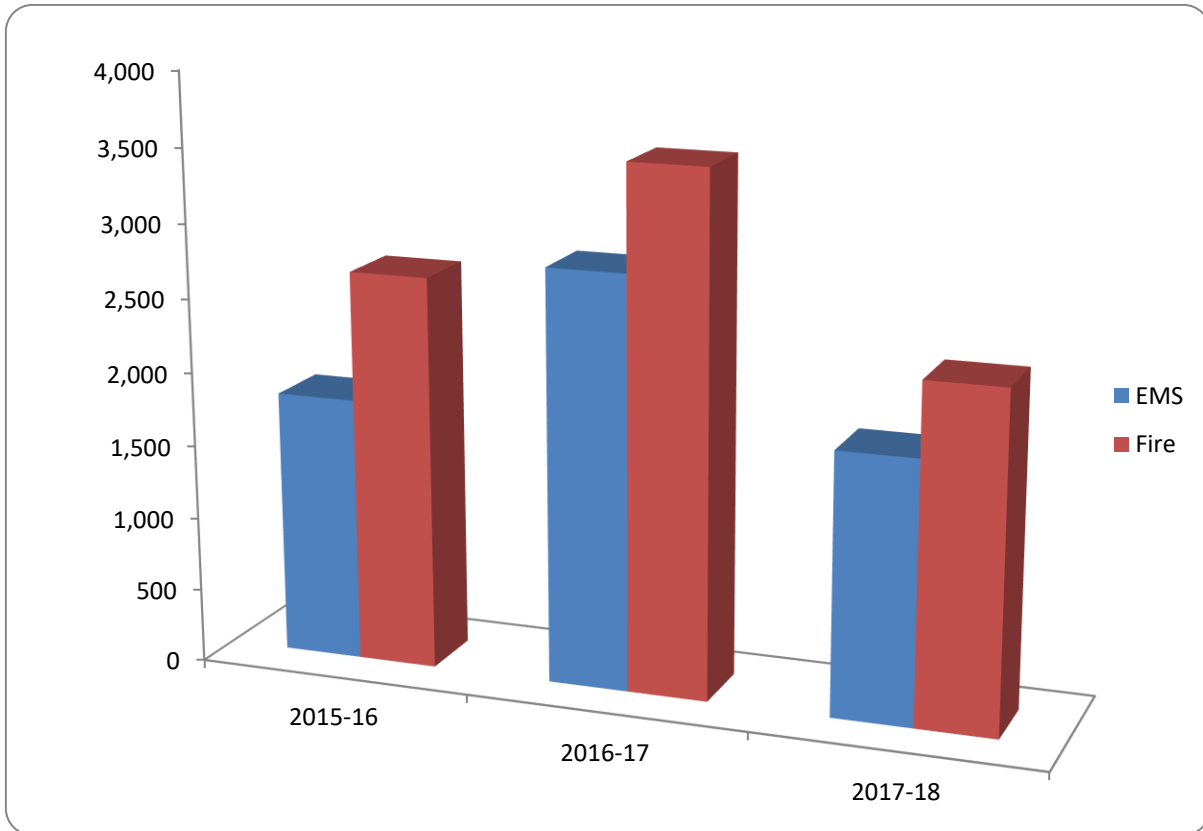
Category	2015-16		2016-17		2017-18	
Total \$ Value	52,504,310		19,571,170		32,008,750	
	Dollars	%	Dollars	%	Dollars	%
Total Saved	50,306,530	95.81	16,010,720	81.81	29,403,100	91.86
Total Lost	2,197,780	4.19	3,560,450	18.19	2,605,650	8.14



TRAINING

3 Year Comparison of Training Hours Accomplished

2015-16		2016-17		2017-18	
Fire	EMS	Fire	EMS	Fire	EMS
2,667.50	1,796	3,514.75	2,800	2,279	1,777



CERTIFICATIONS OBTAINED 2017-18

- Intermediate Firefighter – 3
- Advanced Firefighter – 4
- Master Firefighter – 1
- Fire Officer II – 2
- Wildland Firefighting- 4
- Wreck Diver – 3

Mega Codes Training October 2017



Annual PAT Test May 2018



Standpipe Operations Training May 2018



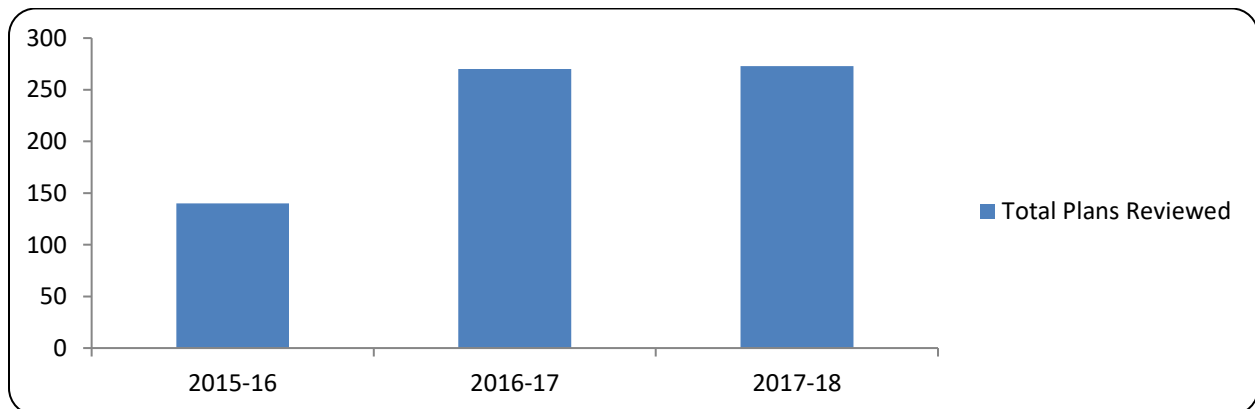
RIC & Mayday Training June 2018

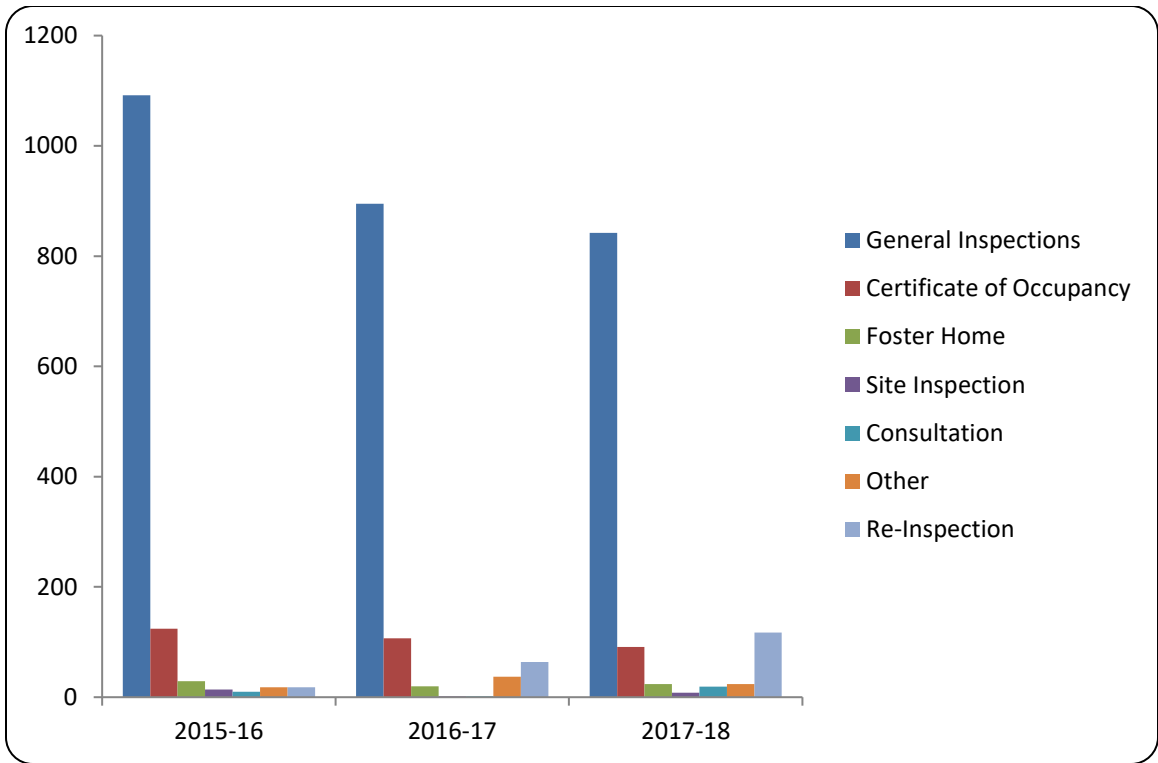


PREVENTION DIVISION STATISTICS

3 Year Comparison of Plan Reviews

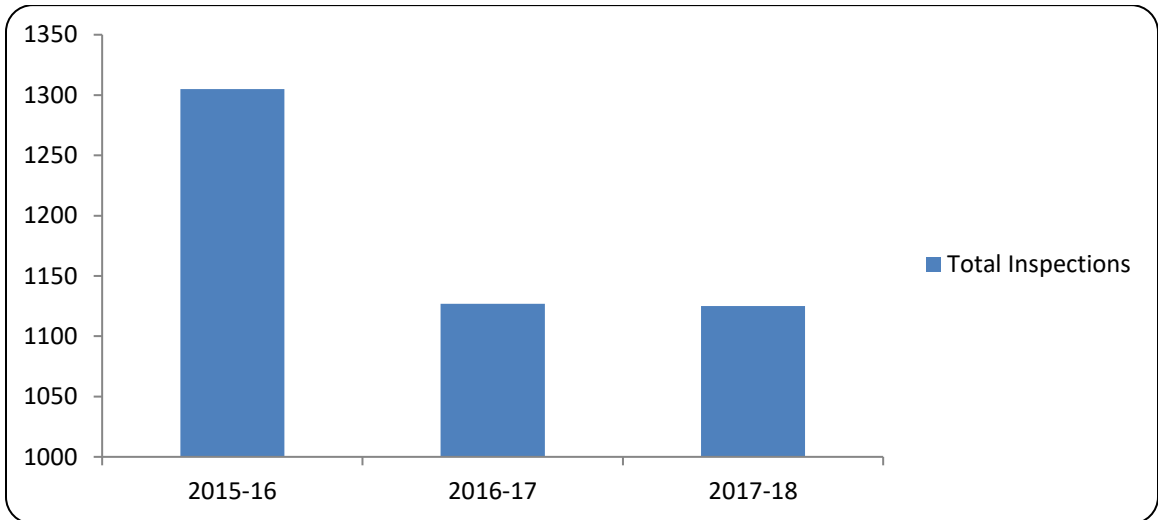
Type	2015-16	2016-17	2017-18
Construction	54	142	105
Sprinkler	24	19	30
Fire Alarm	30	16	19
Fire Suppression	9	6	7
Plats	10	52	84
Additions	1	23	10
Other	12	12	18
Total	140	270	273

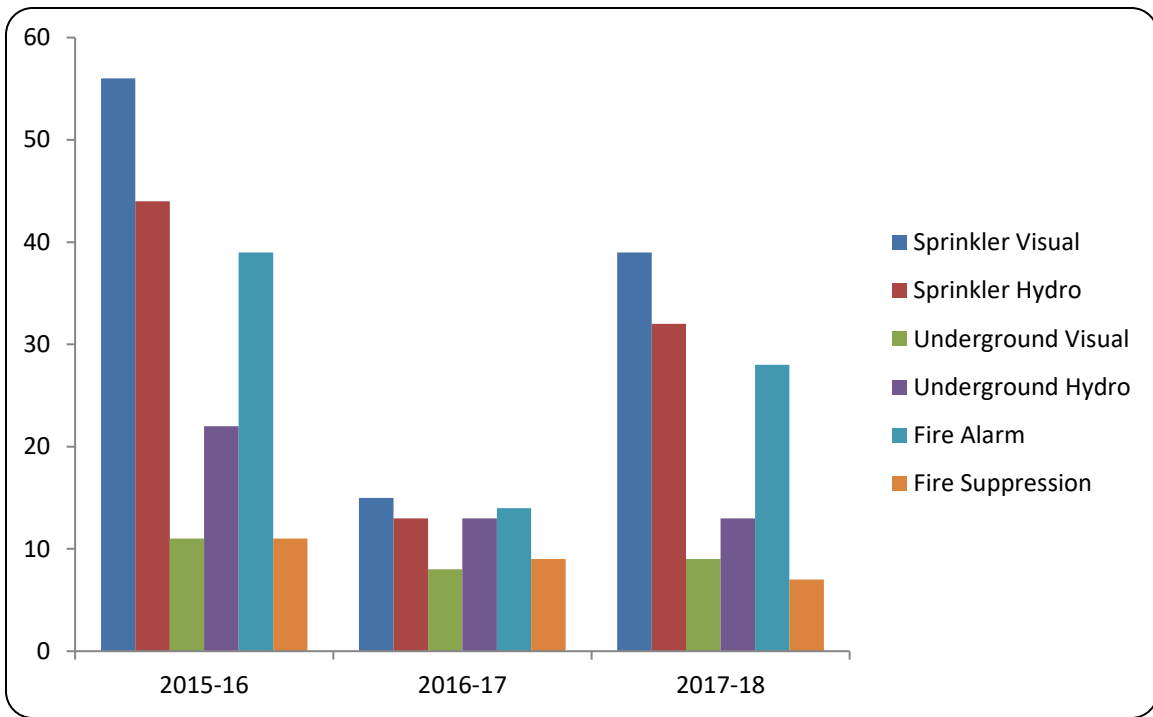




3 Year Comparison of Fire Inspections

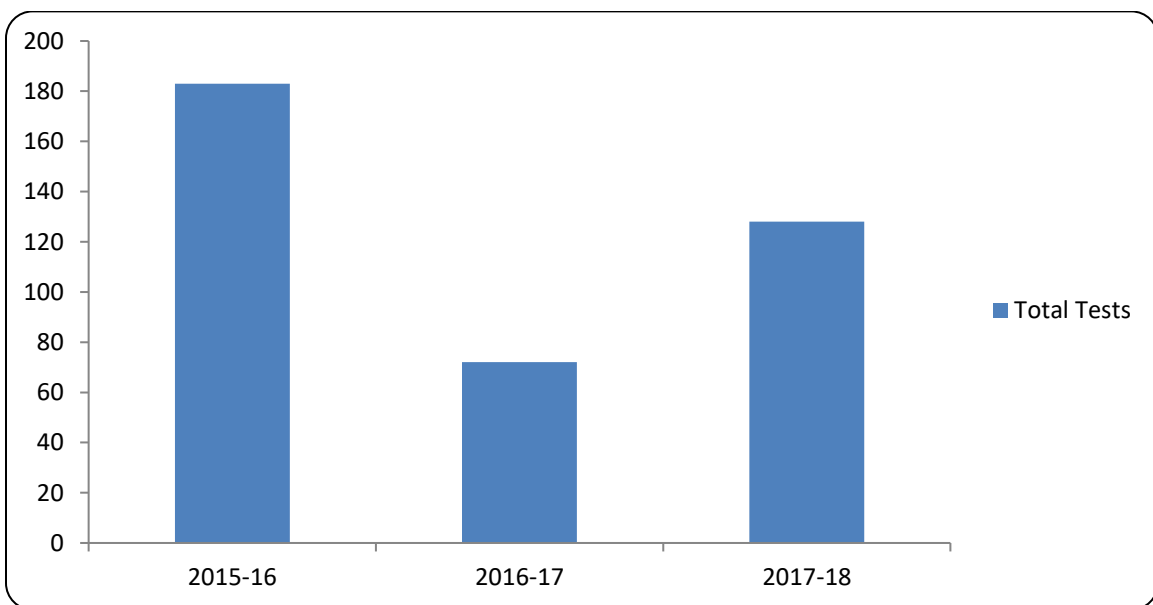
Inspection Type	2015-16	2016-17	2017-18
General Inspections	1,092	895	842
Certificate of Occupancy	124	107	91
Foster Home	29	20	24
Site Inspection	14	2	8
Consultation	10	2	19
Other	18	37	24
Re-Inspection	18	64	117
Total	1,305	1,127	1,125





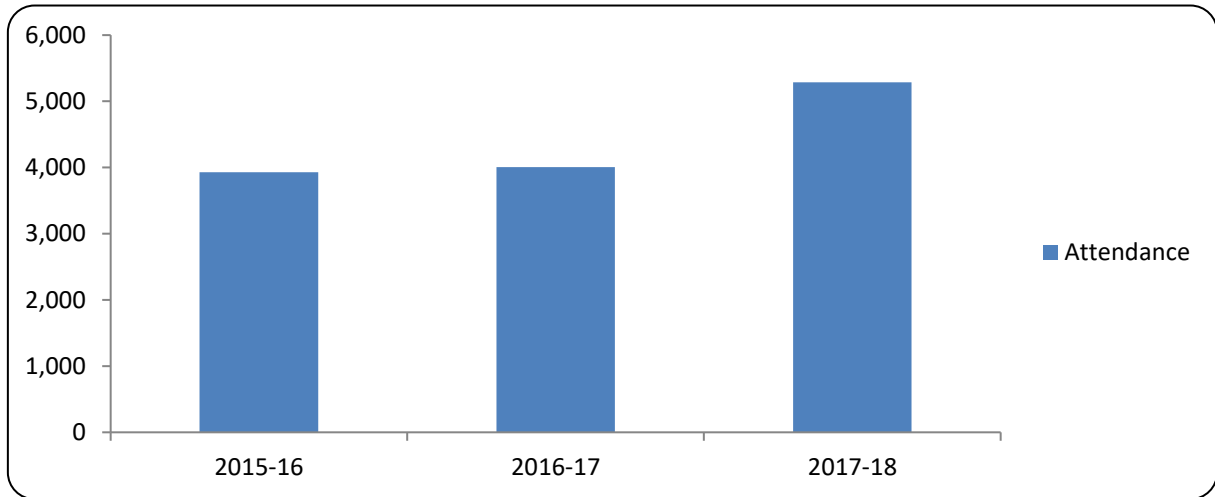
3 Year Comparison of Alarm & Fire Suppression Systems Tests

Test Type	2015-16	2016-17	2017-18
Sprinkler Visual	56	15	39
Sprinkler Hydro	44	13	32
Underground Visual	11	8	9
Underground Hydro	22	13	13
Fire Alarm Test	39	14	28
Fire Suppression Test	11	9	7
Total	183	72	128



3 Year Comparison of Public Education Presentations

2015-16		2016-17		2017-18	
Presentations	Attendance	Presentations	Attendance	Presentations	Attendance
19	3,929	16	4,008	23	5,286



FIRE DEPARTMENT PROJECTS

Ceiling Breach Prop



COMMUNITY INVOLVEMENT

Home Depot Safety Awareness October 7, 2017



Fire Prevention Week October 9-15, 2016



National Night Out October 11, 2017



Annual Ellis County Safety Fair October 11, 2017



Homecoming Parade October 13, 2017



Bob Phillips October 28, 2017



Blazing a Trail to Literacy December 12, 2017



Toys for Kids December 16, 2017

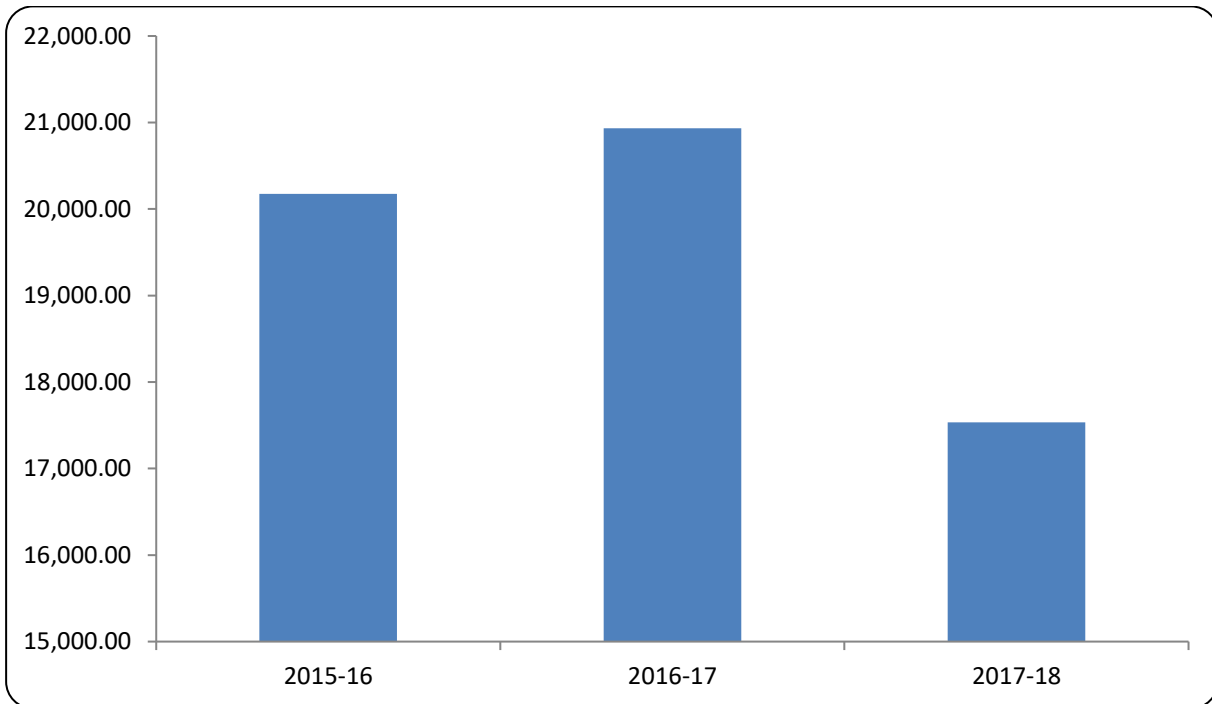


MDA Fill the Boot May 2018



3 Year Comparison of MDA Collections

2015-16	2016-17	2017-18
20,174.21	20,933.43	17,533.43



Fire VS Police Blazing Hot Wing Challenge April 19, 2018



High School Career Day April 19, 2018



Juneteenth Celebration Penn Park June 7, 2018



Independence Day Parade July 4, 2018



Pink Heals August 8, 2018



WFR Baby Boom August 25, 2018



HEB Lunch September 7, 2018

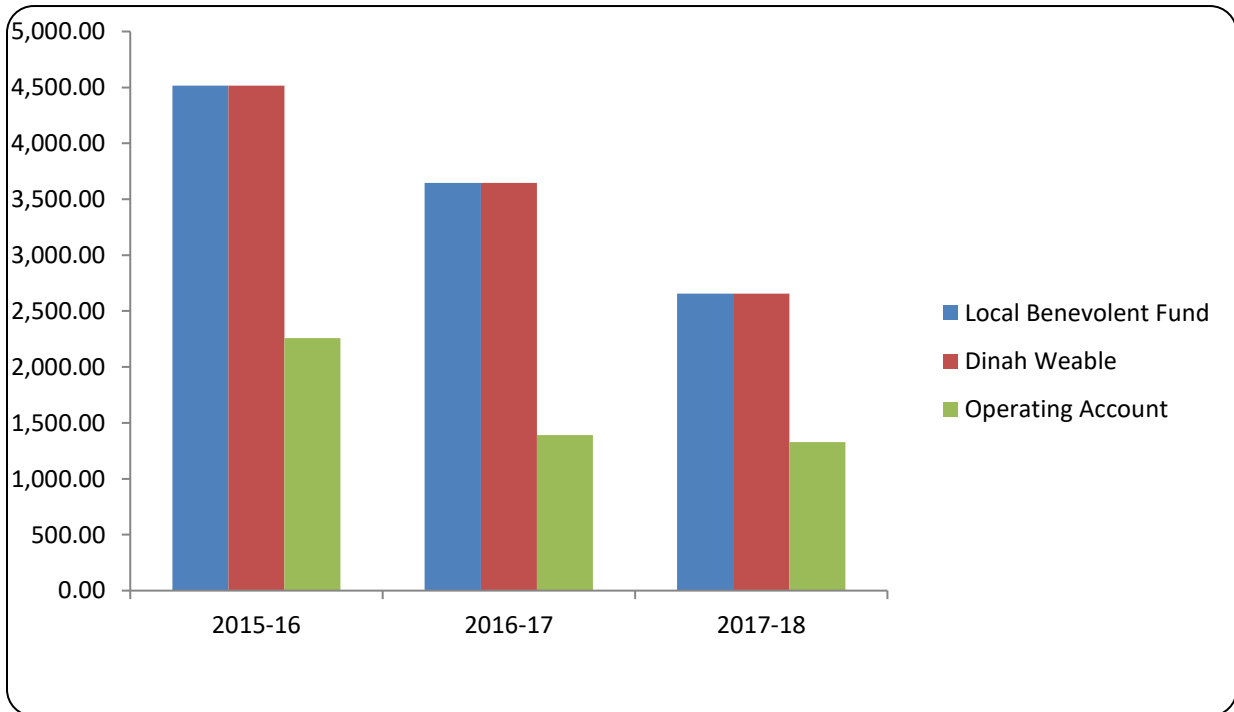


9/11 Memorial Stair Climb September 8, 2018



3 Year Comparison of WFR Cares Enough to Wear Pink Campaign

Charity	2015-16	2016-17	2017-18
Local Benevolent Fund	4,515.80	3,647.00	2,656.92
Dinah Weable	4,515.80	3,647.00	2,656.92
Operating Account	2,257.90	1,390.00	1,328.46
Total	11,289.50	8,684.00	6,642.30



This is your Fire Department!!

Come see us sometime...



...we would love to have you.