

Waxahachie Fire-Rescue



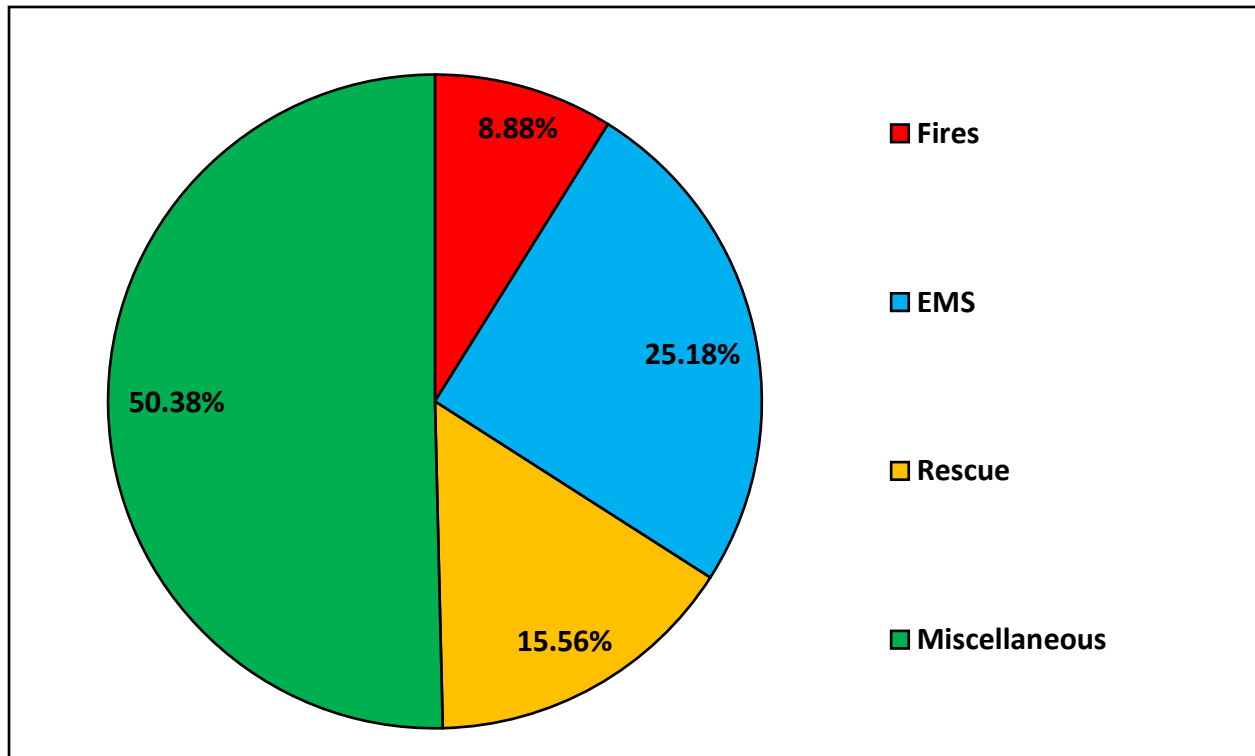
Monthly Report April 2020



Fire Statistics



Category	Type of Alarm	Count	Percentage
Fire	Commercial Structure	0	0.00
Fire	Residential Structure	2	1.48
Fire	Institutional Structure	0	0.00
Fire	Other Structure	1	0.74
Fire	Motor Vehicles	6	4.44
Fire	Grass and Refuse	0	0.00
Fire	Control Burn	3	2.22
	Total Fire Calls	12	8.88
EMS	Medical Trauma Not Auto	4	2.96
EMS	Medical Other than Trauma	30	22.22
	Total EMS Calls	34	25.18
Rescue	Auto Accident with Injuries	15	11.12
Rescue	Auto Accident without Injuries	5	3.70
Rescue	No Auto with Injuries	0	0.00
Rescue	No Auto without Injuries	1	0.74
	Total Rescue Calls	21	15.56
Misc.	Assist the Public	10	7.41
Misc.	Assist Other Agencies	11	8.15
Misc.	False Call	31	22.97
Misc.	Power Lines, Natural Gas Leaks, Oil Cleanup	11	8.15
Misc.	Other	5	3.70
	Total Miscellaneous Calls	68	50.38
	Total All Calls	135	

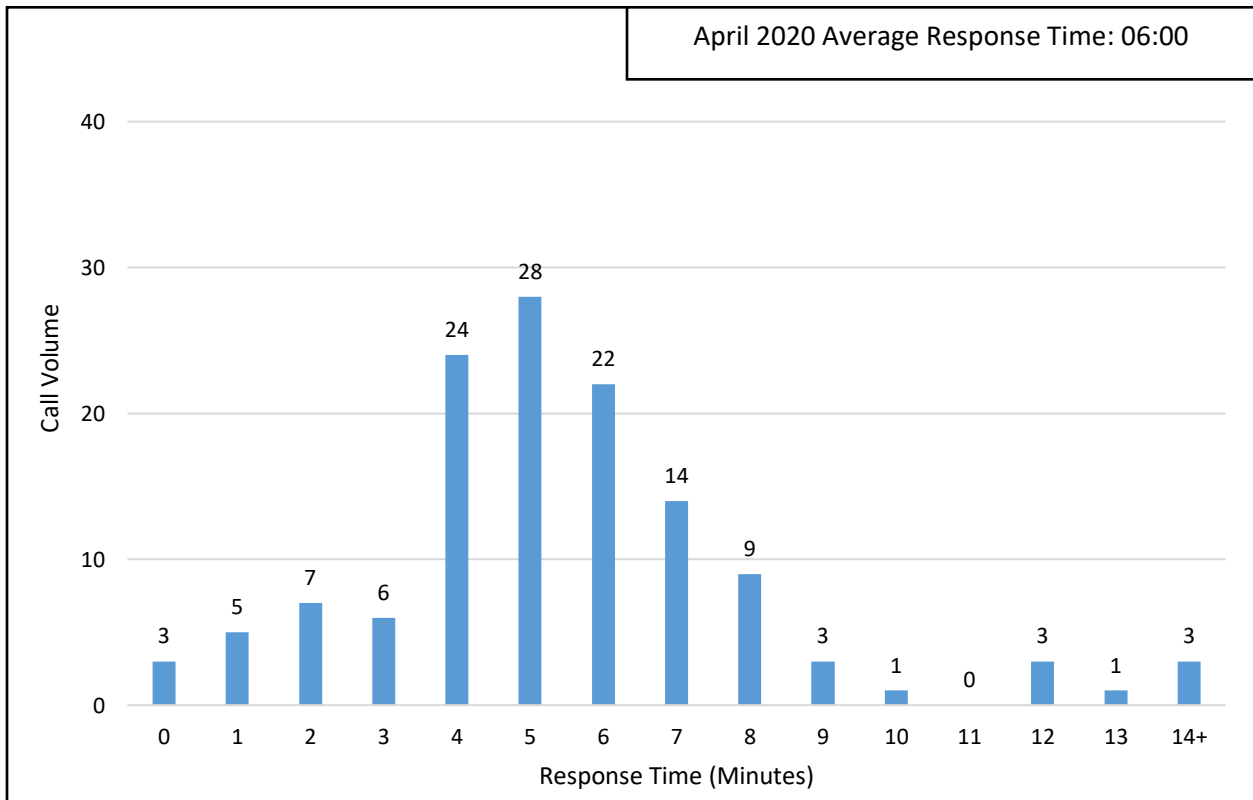




Fire-Rescue Incident Response Time Analysis



Response Minutes	Count	Percentage
00	3	2.33
01	5	3.88
02	7	5.43
03	6	4.65
04	24	18.60
05	28	21.71
06	22	17.02
07	14	10.85
08	9	6.98
09	3	2.33
10	1	0.78
11	0	0.00
12	3	2.33
13	1	0.78
14+	3	2.33
Total of All Incident Arrivals	129	Average Response Time 06:00
Cancelled Prior to Arrival	6	NA
Total Incidents	135	





Community Involvement



Date	Event	Participants	Hours
4/3/2020	Installed/Serviced Smoke Detectors	1	1
4/3/2020	Installed/Serviced Smoke Detectors	1	1
Monthly Total		2	2

Our community involvement has been very limited this month due to COVID-19. We are so thankful, however, to the community for always supporting us.

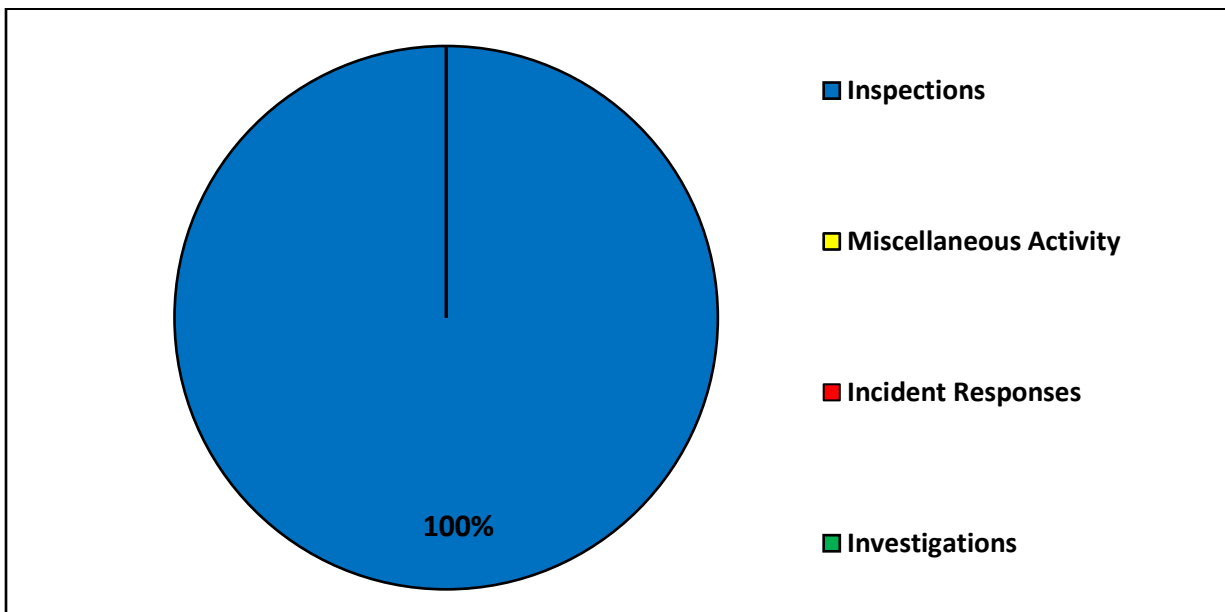




Monthly Fire Prevention / Inspection Statistics



Fire Prevention & Inspection Activity	Count	Percentage
Aboveground Hydros	1	2.04
Aboveground Visuals	1	2.04
Certificate of Occupancies	6	12.24
Fire Alarm Acceptance Tests	4	8.16
Foster Home Inspections	0	0.00
General Inspections	0	0.00
Plan Reviews	34	69.40
Site Inspections	0	0.00
Sprinkler System Inspections	1	2.04
Underground Visuals	1	2.04
Underground Hydros/Flushes	0	0.00
Ventahood Acceptance Tests	0	0.00
Other Inspections	1	2.04
Re-Inspections	0	0.00
Total Inspections	49	100.00
Consultations	0	0.00
Control Burn Authorizations	0	0.00
Presentations Made	0	0.00
Total Miscellaneous Activity	0	0.00
Incident Response (on-duty)	0	0.00
Incident Response (off-duty)	0	0.00
Total Incident Responses	0	0.00
Fire/Arson Investigations Performed (on-duty)	0	0.00
Fire/Arson Investigations Performed (off-duty)	0	0.00
Total Investigations	0	0.00
Total All Activities	49	





AMR Incident Response Time Analysis



Response Minutes	Count	Percentage
00	7	1.74
01	2	0.50
02	14	3.47
03	26	6.45
04	46	11.41
05	66	16.38
06	75	18.59
07	67	16.63
08	62	15.38
09	18	4.47
10	7	1.74
11	2	0.50
12	4	1.00
13+	7	1.74
Total Responses	403	Average Response Time 06:43
Total Transports	234	

