

Waxahachie Fire-Rescue



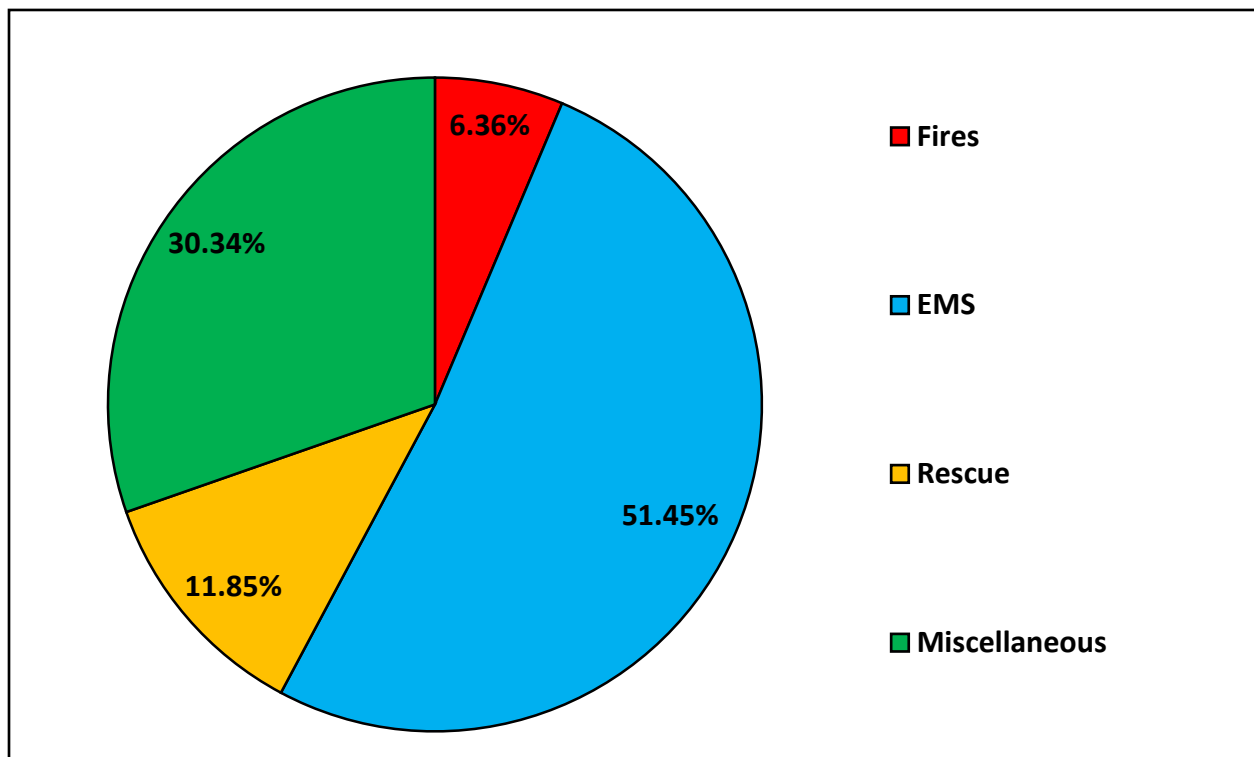
Monthly Report June 2020



Fire Statistics



Category	Type of Alarm	Count	Percentage
Fire	Commercial Structure	6	1.73
Fire	Residential Structure	1	0.29
Fire	Institutional Structure	0	0.00
Fire	Other Structure	2	0.58
Fire	Motor Vehicles	3	0.87
Fire	Grass and Refuse	8	2.31
Fire	Control Burn	2	0.58
	Total Fire Calls	22	6.36
EMS	Medical Trauma Not Auto	36	10.41
EMS	Medical Other than Trauma	142	41.04
	Total EMS Calls	178	51.45
Rescue	Auto Accident with Injuries	21	6.07
Rescue	Auto Accident without Injuries	17	4.91
Rescue	No Auto with Injuries	0	0.00
Rescue	No Auto without Injuries	3	0.87
	Total Rescue Calls	41	11.85
Misc.	Assist the Public	32	9.25
Misc.	Assist Other Agencies	11	3.18
Misc.	False Call	48	13.87
Misc.	Power Lines, Natural Gas Leaks, Oil Cleanup	5	1.44
Misc.	Other	9	2.60
	Total Miscellaneous Calls	105	30.34
	Total All Calls	346	

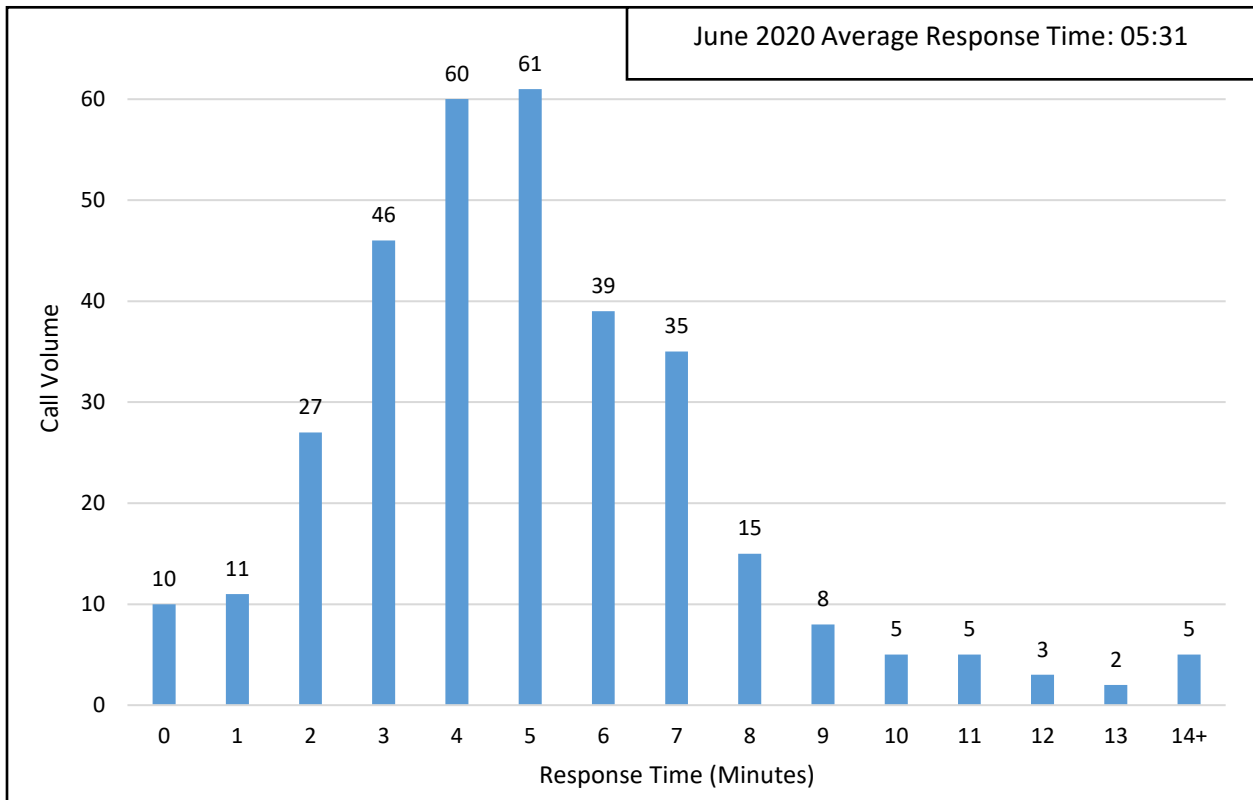




Fire-Rescue Incident Response Time Analysis



Response Minutes	Count	Percentage
00	10	3.01
01	11	3.31
02	27	8.13
03	46	13.86
04	60	18.07
05	61	18.37
06	39	11.75
07	35	10.54
08	15	4.52
09	8	2.41
10	5	1.51
11	5	1.51
12	3	0.90
13	2	0.60
14+	5	1.51
Total of All Incident Arrivals	332	Average Response Time 05:31
Cancelled Prior to Arrival	14	NA
Total Incidents	346	





Community Involvement



Date	Event	Participants	Hours
6/3/2020	Drive by Birthday Parade	27	1.5
6/18/2020	Installed/Serviced Smoke Detectors	1	1.0
Monthly Total		28	2.5

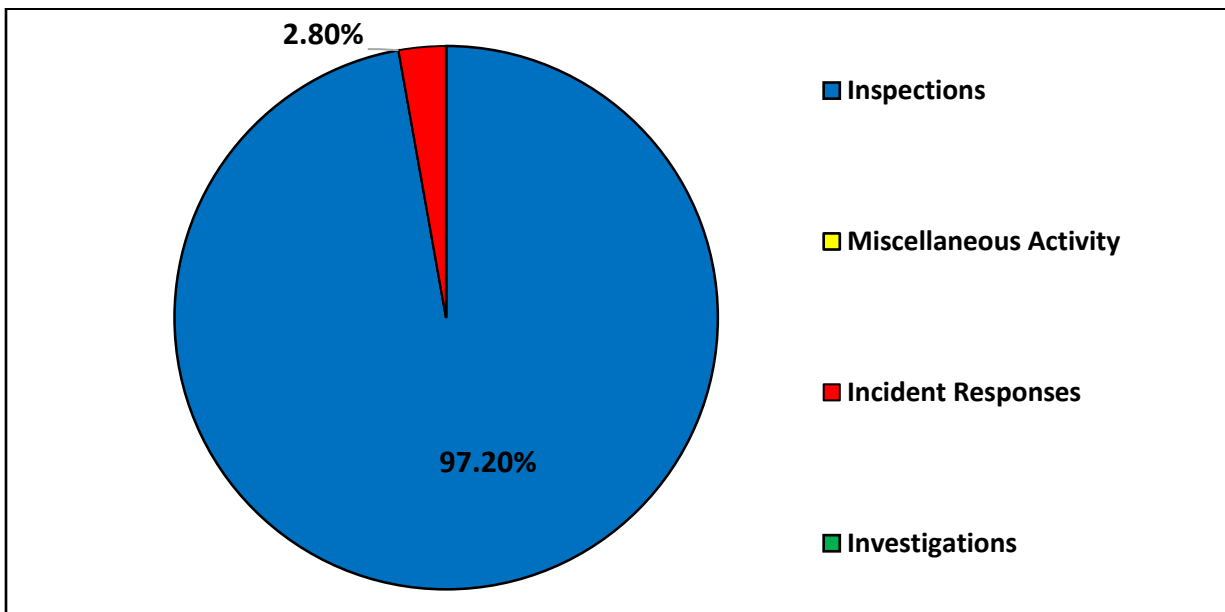
**Our community involvement has been very limited this month due to COVID-19.
We are so thankful, however, to the community for always supporting us.**



Monthly Fire Prevention / Inspection Statistics



Fire Prevention & Inspection Activity	Count	Percentage
Aboveground Hydros	0	0.00
Aboveground Visuals	0	0.00
Certificate of Occupancies	14	13.08
Fire Alarm Acceptance Tests	5	4.67
Foster Home Inspections	4	3.70
General Inspections	6	5.61
Plan Reviews	67	62.63
Site Inspections	0	0.00
Sprinkler System Inspections	3	2.80
Underground Visuals	1	0.94
Underground Hydros/Flushes	0	0.00
Ventahood Acceptance Tests	0	0.00
Other Inspections	4	3.70
Re-Inspections	0	0.00
Total Inspections	104	97.20
Consultations	0	0.00
Control Burn Authorizations	0	0.00
Presentations Made	0	0.00
Total Miscellaneous Activity	0	0.00
Incident Response (on-duty)	3	2.80
Incident Response (off-duty)	0	0.00
Total Incident Responses	3	2.80
Fire/Arson Investigations Performed (on-duty)	0	0.00
Fire/Arson Investigations Performed (off-duty)	0	0.00
Total Investigations	0	0.00
Total All Activities	107	





AMR Incident Response Time Analysis



Response Minutes	Count	Percentage
00	6	1.69
01	5	1.41
02	19	5.35
03	31	8.73
04	41	11.55
05	54	15.21
06	66	18.59
07	59	16.62
08	39	10.99
09	15	4.22
10	9	2.54
11	5	1.41
12	2	0.56
13+	4	
Total Responses	355	Average Response Time 06:22
Total Transports	251	

