

Waxahachie Fire-Rescue



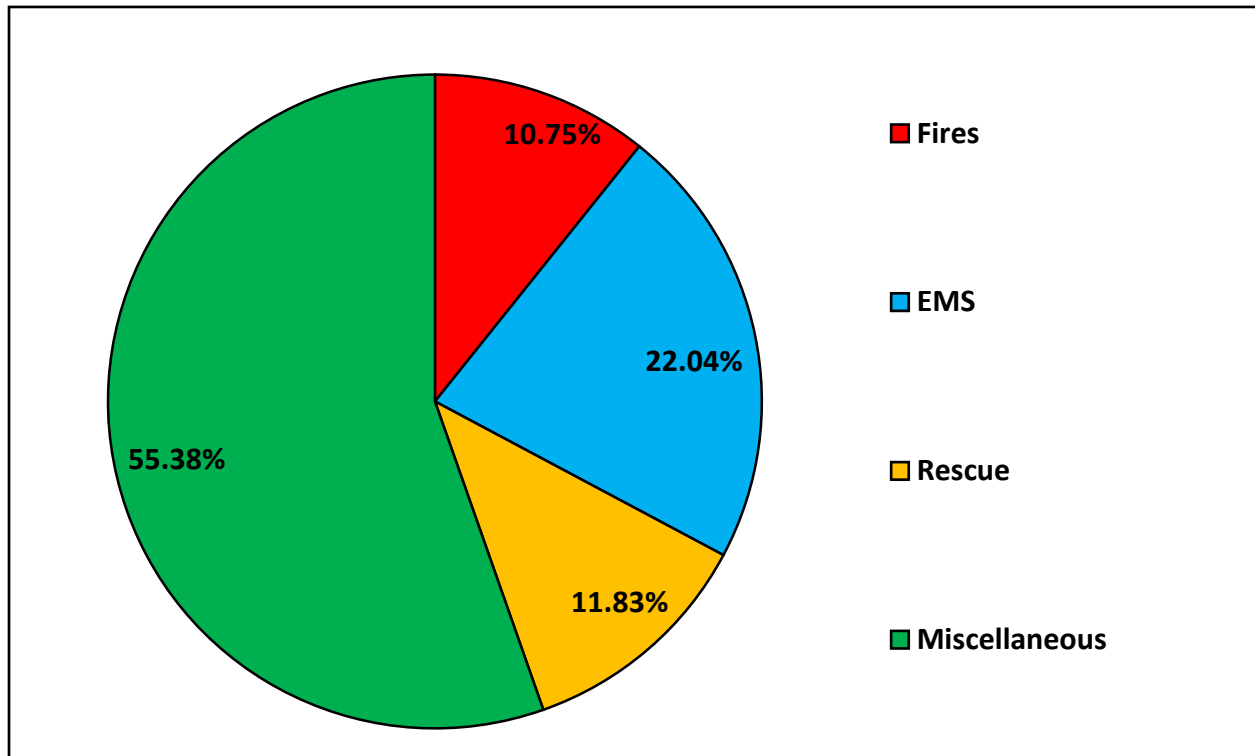
Monthly Report May 2020



Fire Statistics



Category	Type of Alarm	Count	Percentage
Fire	Commercial Structure	2	1.08
Fire	Residential Structure	5	2.69
Fire	Institutional Structure	2	1.08
Fire	Other Structure	0	0.00
Fire	Motor Vehicles	2	1.08
Fire	Grass and Refuse	4	2.17
Fire	Control Burn	5	2.69
	Total Fire Calls	20	10.75
EMS	Medical Trauma Not Auto	6	3.23
EMS	Medical Other than Trauma	35	18.81
	Total EMS Calls	41	22.04
Rescue	Auto Accident with Injuries	11	5.91
Rescue	Auto Accident without Injuries	7	3.75
Rescue	No Auto with Injuries	0	0.00
Rescue	No Auto without Injuries	4	2.17
	Total Rescue Calls	22	11.83
Misc.	Assist the Public	26	13.98
Misc.	Assist Other Agencies	16	8.60
Misc.	False Call	37	19.89
Misc.	Power Lines, Natural Gas Leaks, Oil Cleanup	15	8.07
Misc.	Other	9	4.84
	Total Miscellaneous Calls	103	55.38
	Total All Calls	186	

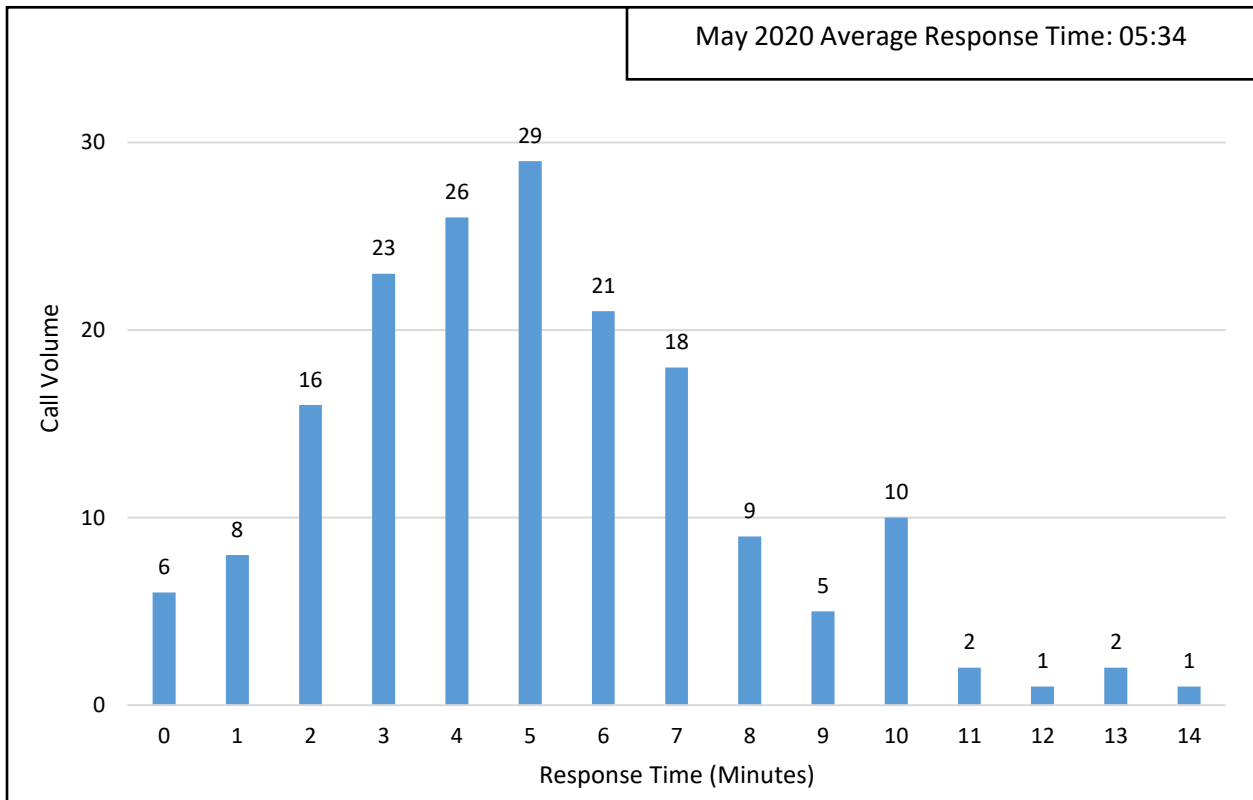




Fire-Rescue Incident Response Time Analysis



Response Minutes	Count	Percentage
00	6	3.39
01	8	4.52
02	16	9.04
03	23	12.99
04	26	14.69
05	29	16.38
06	21	11.86
07	18	10.17
08	9	5.09
09	5	2.83
10	10	5.65
11	2	1.13
12	1	0.57
13	2	1.13
14	1	0.57
Total of All Incident Arrivals	177	Average Response Time 05:34
Cancelled Prior to Arrival	9	NA
Total Incidents	186	





Community Involvement



Date	Event	Participants	Hours
5/22/2020	Installed/Serviced Smoke Detectors	4	1.0
5/27/2020	Station Tour	3	1.0
5/28/2020	Installed/Serviced Smoke Detectors	1	1.0
Monthly Total		8	3.0

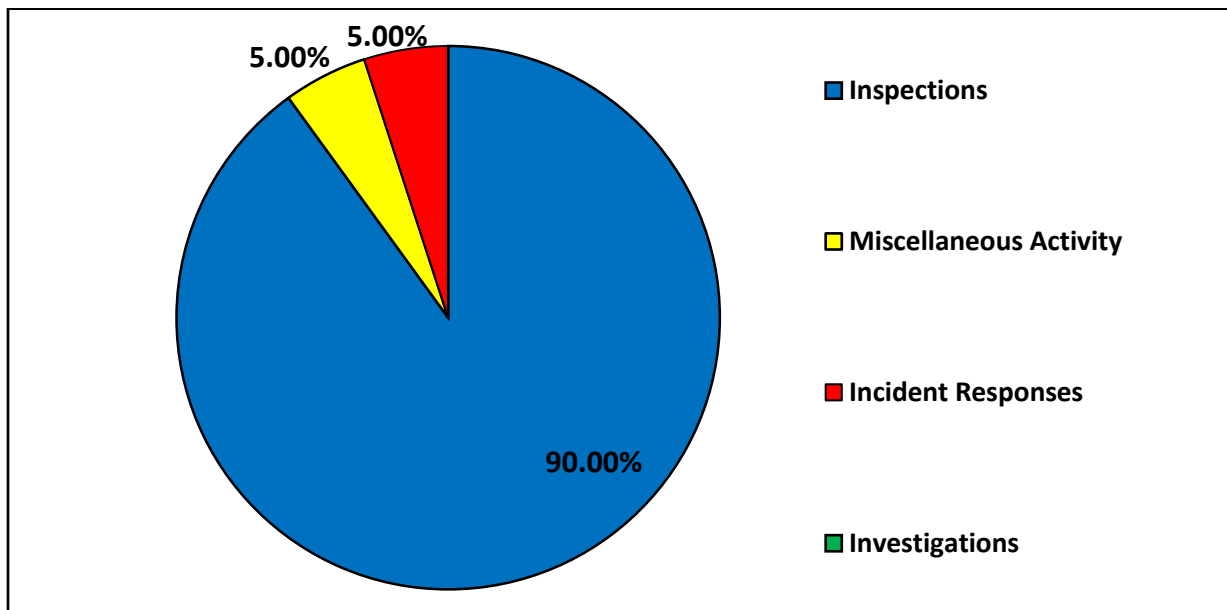
Our community involvement has been very limited this month due to COVID-19. We are so thankful, however, to the community for always supporting us.



Monthly Fire Prevention / Inspection Statistics



Fire Prevention & Inspection Activity	Count	Percentage
Aboveground Hydros	0	0.00
Aboveground Visuals	0	0.00
Certificate of Occupancies	0	0.00
Fire Alarm Acceptance Tests	0	0.00
Foster Home Inspections	1	5.00
General Inspections	0	0.00
Plan Reviews	15	75.00
Site Inspections	0	0.00
Sprinkler System Inspections	0	0.00
Underground Visuals	0	0.00
Underground Hydros/Flushes	0	0.00
Ventahood Acceptance Tests	1	5.00
Other Inspections	1	5.00
Re-Inspections	0	0.00
Total Inspections	18	90.00
Consultations	1	5.00
Control Burn Authorizations	0	0.00
Presentations Made	0	0.00
Total Miscellaneous Activity	1	5.00
Incident Response (on-duty)	1	5.00
Incident Response (off-duty)	0	0.00
Total Incident Responses	1	5.00
Fire/Arson Investigations Performed (on-duty)	0	0.00
Fire/Arson Investigations Performed (off-duty)	0	0.00
Total Investigations	0	0.00
Total All Activities	20	





AMR Incident Response Time Analysis



Response Minutes	Count	Percentage
00	5	1.49
01	2	0.60
02	6	1.80
03	26	7.77
04	49	14.59
05	52	15.52
06	74	22.10
07	50	14.93
08	38	11.34
09	9	2.69
10	10	2.98
11	3	0.90
12	3	0.90
13+	8	2.39
Total Responses	335	Average Response Time 06:39
Total Transports	197	

