

















Created By Freesse and Nichols, Inc.
Job No.: WAX14449
Location: H/URBAN_PLANNING/Workshop/Esu_Letter.mxd
Updated: Monday, December 28, 2015 9:53:33 AM



City of Waxahachie 2016 Comprehensive Plan Existing Land Use

Land Uses

- | | | | |
|---|---|--|---|
|  Single Family |  Manufactured Home |  Industrial |  Utility |
|  Two-Family (Duplex) |  Office |  Parks and Open Space |  Lake Waxahachie |
|  Townhome |  Retail |  Private Recreation |  Easements |
|  Multi-Family |  Commercial |  Public/Semi-Public |  Vacant |